

BUSINESS CLIMATE **FLYERS** **2025**



ECONOMIC
DEVELOPMENT



COUNTIES

Adams	George	Lamar	Simpson
Amite	Greene	Lawrence	Smith
Attala	Grenada	Leflore	Stone
Bolivar	Hancock	Lincoln	Sunflower
Carroll	Harrison	Marion	Tallahatchie
Choctaw	Hinds	Montgomery	Tunica
Claiborne	Holmes	Newton	Walthall
Clarke	Humphreys	Pearl River	Warren
Coahoma	Issaquena	Perry	Washington
Copiah	Jackson	Pike	Wayne
Covington	Jasper	Quitman	Webster
DeSoto	Jefferson	Rankin	Wilkinson
Forrest	Jefferson Davis	Scott	Yazoo
Franklin	Jones	Sharkey	



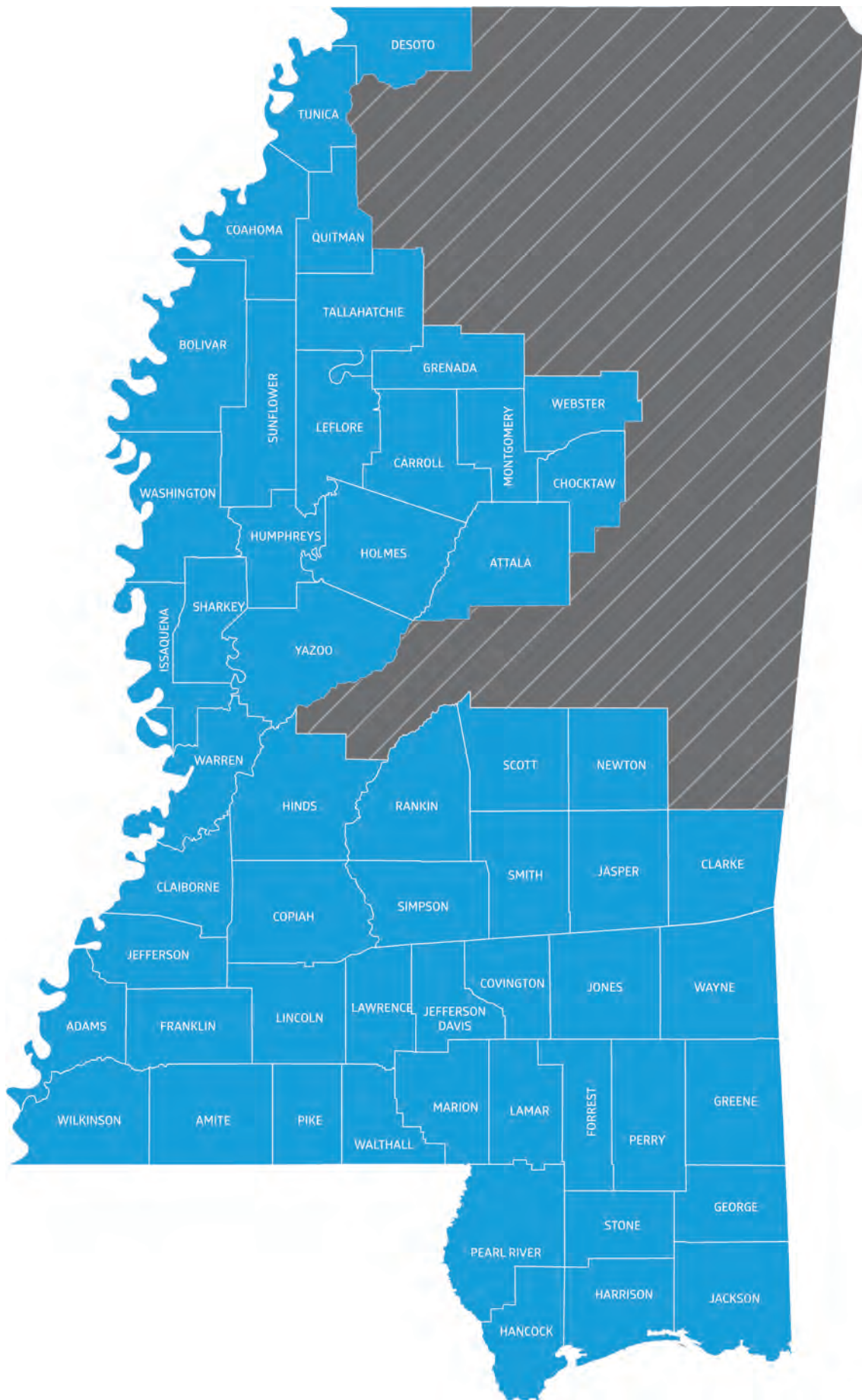
MSA

Gulfport-Biloxi MSA

Hattiesburg MSA

Jackson MSA

Memphis MSA





2025

ADAMS COUNTY

MISSISSIPPI



29,425
POPULATION

4.6%

UNEMPLOYMENT RATE
SEASONALLY ADJUSTED (NOV 24)

WORKFORCE

11,040 LABOR FORCE PARTICIPATION
11,107 TOTAL EMPLOYED IN COUNTY
461 TOTAL EMPLOYED IN MANUFACTURING

AVERAGE
COMMUTE TIME
 **20.6**
MINUTES

AVERAGE WAGE
\$40,594

AVERAGE MANUFACTURING WAGE
\$58,570

COST OF LIVING INDEX

ADAMS COUNTY | **84.6**
MISSISSIPPI | **87.1**
U.S. = 100



\$37,271
MEDIAN HOUSEHOLD INCOME



27.2%
POVERTY RATE

**RIGHT TO
WORK STATE**
4.1%

Private union membership in county

\$1.2 BILLION

GROSS DOMESTIC PRODUCT

The largest contributing sector, **Real Estate, Rental & Leasing**, contributed **21%** to the 2023 Gross Domestic Product (GDP) of the county.

LARGEST INDUSTRY CLUSTERS



WOOD/PAPER
2.98 LQ



UTILITIES
2.76 LQ



COAL/OIL/POWER
2.49 LQ



**PUBLIC
ADMINISTRATION**
2.05 LQ



**FREIGHT
TRANSPORTATION**
1.81 LQ

Location Quotient (LQ)

MAJOR EMPLOYERS

OF EMPLOYEES

Natchez-Adams School District	Natchez, MS	Primary and Secondary Education	750
Jordan Carriers	Natchez, MS	Trucking	490
Natchez Hospital Company, LLC	Natchez, MS	Hospitals	390
Merit Health	Natchez, MS	Hospitals	300
Marcal Paper Mills, LLC	Natchez, MS	Paper Product Manufacturing	266



2025

AMITE COUNTY

MISSISSIPPI



12,683
POPULATION

4.3%

UNEMPLOYMENT RATE
SEASONALLY ADJUSTED (NOV 24)

WORKFORCE

4,093
2,537
371

LABOR FORCE PARTICIPATION
TOTAL EMPLOYED IN COUNTY
TOTAL EMPLOYED IN MANUFACTURING

AVERAGE
COMMUTE TIME
 **41.2**
MINUTES

AVERAGE WAGE
\$42,878

AVERAGE MANUFACTURING WAGE
\$54,109

COST OF LIVING INDEX

AMITE COUNTY | **80.0**
MISSISSIPPI | **87.1**
U.S. = 100



\$34,866
MEDIAN HOUSEHOLD INCOME



27.1%
POVERTY RATE

**RIGHT TO
WORK STATE**
5.5%

Private union membership in county

\$253 MILLION

GROSS DOMESTIC PRODUCT

The largest contributing sector, **Manufacturing**, contributed **19.3%** to the 2023 Gross Domestic Product (GDP) of the county.

LARGEST INDUSTRY CLUSTERS



WOOD/PAPER
16.76 LQ



AGRICULTURAL
11.52 LQ



CHEMICAL
4.16 LQ



**PUBLIC
ADMINISTRATION**
3.93 LQ



COAL/OIL/POWER
3.16 LQ

Location Quotient (LQ)

MAJOR EMPLOYERS

OF EMPLOYEES

Sherman Missionary Baptist Church	Magnolia, MS	Church	375
Amite County School District	Liberty, MS	Public education	250
Gloster Forest Products	Gloster, MS	Wood Product Manufacturing	131
County of Amite	Liberty, MS	Executive and Legislature	90
Wallace Lumber Company	Summit, MS	Wood Product Manufacturing	70



2025

ATTALA COUNTY

MISSISSIPPI

**17,842**
POPULATION**4.2%****UNEMPLOYMENT RATE**
SEASONALLY ADJUSTED (NOV 24)

WORKFORCE

7,563

LABOR FORCE PARTICIPATION

5,270

TOTAL EMPLOYED IN COUNTY

641

TOTAL EMPLOYED IN MANUFACTURING

AVERAGE
COMMUTE TIME**35.6**
MINUTES

AVERAGE WAGE

\$40,789

AVERAGE MANUFACTURING WAGE

\$54,425

COST OF LIVING INDEX

ATTALA COUNTY
MISSISSIPPI
U.S. = 100**85.2****87.1****\$42,680**

MEDIAN HOUSEHOLD INCOME

**23.6%**

POVERTY RATE

**RIGHT TO
WORK STATE****4.7%**

Private union membership in county

\$499 MILLION

GROSS DOMESTIC PRODUCT

The largest contributing sector, **Manufacturing**, contributed **20%** to the 2023 Gross Domestic Product (GDP) of the county.

LARGEST INDUSTRY CLUSTERS

**METAL & PRODUCT
MANUFACTURING**
8.15 LQ**FOOD
MANUFACTURING**
3.29 LQ**AGRICULTURAL**
3.11 LQ**COAL/OIL/POWER**
2.07 LQ**UTILITIES**
1.96 LQ

Location Quotient (LQ)

MAJOR EMPLOYERS

OF EMPLOYEES

Attala Community Care Center, LLLC	Kosciusko MS	Nursing and Residential Care	312
Kosciusko School District	Kosciusko, MS	Primary and Secondary Schools	275
Attala County School District	Kosciusko, MS	Primary and Secondary Education	230
Pqr. Inc.	Kosciusko, MS	Paper Product Manufacturing	150
Luvel Dairy Products, Inc.	Kosciusko, MS	Food Manufacturing	110



2025

BOLIVAR COUNTY MISSISSIPPI



30,688
POPULATION

4.5%

UNEMPLOYMENT
RATE | SEASONALLY
ADJUSTED (NOV 24)

WORKFORCE

11,894 LABOR FORCE PARTICIPATION
11,622 TOTAL EMPLOYED IN COUNTY
1,165 TOTAL EMPLOYED IN MANUFACTURING

AVERAGE
COMMUTE TIME



19.2

MINUTES

AVERAGE WAGE

\$44,499

AVERAGE MANUFACTURING WAGE

\$58,577

COST OF LIVING INDEX

BOLIVAR COUNTY | **84.7**
MISSISSIPPI | **87.1**
U.S. = 100



\$37,845

MEDIAN HOUSEHOLD INCOME



31.8%

POVERTY RATE

RIGHT TO
WORK STATE

4.3%

Private union membership in county

\$1.2 BILLION

GROSS DOMESTIC PRODUCT

The largest contributing sector,
Retail Trade, contributed **13.4%** to the
2023 Gross Domestic Product (GDP) of
the county.

LARGEST INDUSTRY CLUSTERS



PHARMACEUTICAL
21.73 LQ



AGRICULTURAL
6.32 LQ



METAL & PRODUCT
MANUFACTURING
2.33 LQ



PUBLIC
ADMINISTRATION
2.23 LQ



AUTO/
AUTO-RELATED
1.96 LQ

Location Quotient (LQ)

MAJOR EMPLOYERS

OF EMPLOYEES

Delta State University	Cleveland, MS	Colleges and Universities	538
Monsanto Company	Scott, MS	Crop and Animal Production	533
Faurcia Automotive Seating, LLC	Cleveland, MS	Motor Vehicle Parts Manufacturing	300
County of Bolivar	Cleveland, MS	Executive and Legislature	295
Quality Steel	Cleveland, MS	Metal Products Manufacturing	212



2025

CARROLL COUNTY

MISSISSIPPI



9,930
POPULATION

4.6%

UNEMPLOYMENT RATE
SEASONALLY ADJUSTED (NOV 24)

WORKFORCE

3,887
1,517
154

LABOR FORCE PARTICIPATION
TOTAL EMPLOYED IN COUNTY
TOTAL EMPLOYED IN MANUFACTURING

AVERAGE
COMMUTE TIME
 **32.7**
MINUTES

AVERAGE WAGE
\$38,767

AVERAGE MANUFACTURING WAGE
\$45,873

COST OF LIVING INDEX

CARROLL COUNTY
MISSISSIPPI
U.S. = 100

80.7
87.1



\$42,285
MEDIAN HOUSEHOLD INCOME



21.8%
POVERTY RATE

**RIGHT TO
WORK STATE**

5.2%
Private union membership in county

\$138 MILLION

GROSS DOMESTIC PRODUCT

The largest contributing sector, **Agriculture, Forestry, Fishing and Hunting**, contributed **16.3%** to the 2023 Gross Domestic Product (GDP) of the county.

LARGEST INDUSTRY CLUSTERS



AGRICULTURAL
14.02 LQ



WOOD/PAPER
10.24 LQ



**PUBLIC
ADMINISTRATION**
6.60 LQ



CONSTRUCTION
2.58 LQ



**METAL & PRODUCTS
MANUFACTURING**
1.95 LQ

Location Quotient (LQ)

MAJOR EMPLOYERS

OF EMPLOYEES

Carroll County School District	Carrollton, MS	Public Education	170
Malouf Construction Services, Inc.	Sidon, MS	Residential and Commercial Building Construction	135
County of Carroll	Carrollton, MS	County Government	75
Satelites Unlimited, Inc.	Greenwood, MS	Electronics and Appliances Stores	70
Anel Corporation	Winona, MS	Metal Products Manufacturing	67



2025

CHOCTAW COUNTY

MISSISSIPPI



8,208
POPULATION

3.7%

UNEMPLOYMENT RATE
SEASONALLY ADJUSTED (NOV 24)

WORKFORCE

3,402

LABOR FORCE PARTICIPATION

2,706

TOTAL EMPLOYED IN COUNTY

310

TOTAL EMPLOYED IN MANUFACTURING

AVERAGE
COMMUTE TIME



30.0

MINUTES

AVERAGE WAGE

\$48,778

AVERAGE MANUFACTURING WAGE

\$51,139

COST OF LIVING INDEX

CHOCTAW COUNTY
MISSISSIPPI
U.S. = 100



83.5
87.1



\$41,887

MEDIAN HOUSEHOLD INCOME



19.1%

POVERTY RATE

**RIGHT TO
WORK STATE**

4.7%

Private union membership in county

\$399 MILLION

GROSS DOMESTIC PRODUCT

The largest contributing sector, **Utilities**, contributed **24.2%** to the 2023 Gross Domestic Product (GDP) of the county.

LARGEST INDUSTRY CLUSTERS



COAL/OIL/POWER
16.21 LQ



WOOD/PAPER
13.22 LQ



AGRICULTURAL
11.00 LQ



**PUBLIC
ADMINISTRATION**
3.90 LQ



HEALTH
1.43 LQ

Location Quotient (LQ)

MAJOR EMPLOYERS

OF EMPLOYEES

Choctaw County School District	Ackerman, MS	Public Education	178
French Camp Academy	French Camp, MS	Social and Rehabilitation Services	160
Mississippi Lignite Mining Co	Weir, MS	Coal Mining	120
Choctaw Regional Medical Center	Ackerman, MS	Hospitals	85
Genon Holdings, LLC	French Camp, MS	Electricity Generation & Distribution	76



2025

CLAIBORNE COUNTY MISSISSIPPI



9,044
POPULATION

7.9%

**UNEMPLOYMENT
RATE** | SEASONALLY
ADJUSTED (NOV 24)

WORKFORCE

2,834
3,576
135

LABOR FORCE PARTICIPATION
TOTAL EMPLOYED IN COUNTY
TOTAL EMPLOYED IN MANUFACTURING

AVERAGE
COMMUTE TIME



24.5
MINUTES

AVERAGE WAGE

\$63,902

AVERAGE MANUFACTURING WAGE

\$65,873

COST OF LIVING INDEX

CLAIBORNE COUNTY
MISSISSIPPI
U.S. = 100



81.0
87.1



\$34,282

MEDIAN HOUSEHOLD INCOME



30.4%

POVERTY RATE

**RIGHT TO
WORK STATE**

7.1%

Private union membership in county

\$1 BILLION

GROSS DOMESTIC PRODUCT

The largest contributing sector, **Utilities**, contributed **81%** to the 2023 Gross Domestic Product (GDP) of the county.

LARGEST INDUSTRY CLUSTERS



COAL/OIL/POWER
27.75 LQ



WOOD/PAPER
4.30 LQ



AGRICULTURAL
3.29 LQ



EDUCATION
2.62 LQ



HEALTH CARE
1.50 LQ

Location Quotient (LQ)

MAJOR EMPLOYERS

OF EMPLOYEES

Alcorn State University	Lorman, MS	4-Year University	842
Grand Gulf Nuclear	Port Gibson, MS	Nuclear power generation facility	+700
Claiborne County School District	Port Gibson, MS	Primary and Secondary Education	250
Claiborne County	Port Gibson, MS	Executive and Legislature	120
Claiborne County Medical Center	Port Gibson, MS	Hospitals	102



2025

CLARKE COUNTY

MISSISSIPPI



15,553
POPULATION

4.1%

UNEMPLOYMENT RATE
SEASONALLY ADJUSTED (NOV 24)

WORKFORCE

6,632

LABOR FORCE PARTICIPATION

3,565

TOTAL EMPLOYED IN COUNTY

440

TOTAL EMPLOYED IN MANUFACTURING

AVERAGE
COMMUTE TIME



31.2

MINUTES

AVERAGE WAGE

\$40,795

AVERAGE MANUFACTURING WAGE

\$52,139

COST OF LIVING INDEX

CLARKE COUNTY
MISSISSIPPI
U.S. = 100



88.0
87.1



\$46,329

MEDIAN HOUSEHOLD INCOME



20.6%

POVERTY RATE

**RIGHT TO
WORK STATE**

5.0%

Private union membership in county

\$316 MILLION

GROSS DOMESTIC PRODUCT

The largest contributing sector, **Manufacturing**, contributed **20.9%** to the 2023 Gross Domestic Product (GDP) of the county.

LARGEST INDUSTRY CLUSTERS



TEXTILE/LEATHER
14.79 LQ



WOOD/PAPER
7.45 LQ



COAL/OIL/POWER
6.51 LQ



AGRICULTURAL
5.00 LQ



**PUBLIC
ADMINISTRATION**
3.74 LQ

Location Quotient (LQ)

MAJOR EMPLOYERS

OF EMPLOYEES

Quitman School District	Quitman, MS	Public Education	300
Clarke County	Quitman, MS	Executive offices	148
Dart Container of Mississippi, LLC	Quitman, MS	Rubber and Plastic Product Manufacturing	140
Enterprise School District	Enterprise, MS	Public Education	130
Calidum Company, Inc.	Stonewall, MS	Electrical Equipment and Appliances Manufacturing	116



2025

COAHOMA COUNTY

MISSISSIPPI

 **21,264**
POPULATION

6.5% **UNEMPLOYMENT RATE**
SEASONALLY ADJUSTED (NOV 24)

WORKFORCE

8,488 LABOR FORCE PARTICIPATION
7,475 TOTAL EMPLOYED IN COUNTY
598 TOTAL EMPLOYED IN MANUFACTURING



AVERAGE
COMMUTE TIME
 **19.9**
MINUTES

AVERAGE WAGE
\$43,909

AVERAGE MANUFACTURING WAGE
\$56,245

COST OF LIVING INDEX

COAHOMA COUNTY  **82.1**
MISSISSIPPI **87.1**
U.S. = 100

 **\$36,075**
MEDIAN HOUSEHOLD INCOME
 **37.0%**
POVERTY RATE

**RIGHT TO
WORK STATE**
3.5%
Private union membership in county

\$767 MILLION

GROSS DOMESTIC PRODUCT

The largest contributing sector, **Health Care and Social Assistance**, contributed **15.2%** to the 2023 Gross Domestic Product (GDP) of the county.

LARGEST INDUSTRY CLUSTERS



AGRICULTURAL
6.82 LQ



**MACHINERY
MANUFACTURING**
2.83 LQ



**PUBLIC
ADMINISTRATION**
2.13 LQ



COAL/OIL/POWER
1.63 LQ



EDUCATION
1.60 LQ

Location Quotient (LQ)

MAJOR EMPLOYERS

			# OF EMPLOYEES
Clarksdale HMA LLC	Clarksdale, MS	Hospitals	495
Clarksdale Municipal School District	Clarksdale, MS	Primary and Secondary Education	427
Coahoma County School District	Clarksdale, MS	Primary and Secondary Education	400
Coahoma Community College	Clarksdale, MS	Colleges and Universities	362
Northwest Mississippi Regional Medical Center	Clarksdale, MS	Physicians and Health Practitioners	185



2025

COPIAH COUNTY

MISSISSIPPI



28,210
POPULATION

3.9%

UNEMPLOYMENT RATE
SEASONALLY ADJUSTED (NOV 24)

WORKFORCE

11,368 LABOR FORCE PARTICIPATION
7,346 TOTAL EMPLOYED IN COUNTY
1,471 TOTAL EMPLOYED IN MANUFACTURING

AVERAGE
COMMUTE TIME



30.6
MINUTES

AVERAGE WAGE

\$38,110

AVERAGE MANUFACTURING WAGE

\$47,856

COST OF LIVING INDEX

COPIAH COUNTY **82.4**
JACKSON MSA **88.7**
MISSISSIPPI **87.1**
U.S. = 100



\$46,889

MEDIAN HOUSEHOLD INCOME



23.4%

POVERTY RATE

**RIGHT TO
WORK STATE**

5.8%

Private union membership in county

\$596 MILLION

GROSS DOMESTIC PRODUCT

The largest contributing sector, **Manufacturing**, contributed **22%** to the 2023 Gross Domestic Product (GDP) of the county.

LARGEST INDUSTRY CLUSTERS



**FOOD
MANUFACTURING**
11.87 LQ



TEXTILE/LEATHER
6.14 LQ



AGRICULTURAL
4.30 LQ



**PUBLIC
ADMINISTRATION**
3.51 LQ



WOOD/PAPER
1.93 LQ

Location Quotient (LQ)

MAJOR EMPLOYERS

OF EMPLOYEES

Sanderson Farms, Inc.	Hazlehurst, MS	Poultry Product Manufacturing	1,475
Texaco Exploration and Production, Inc.	Hazlehurst, MS	Gasoline Stations and Fuel Dealers	782
DG Foods, LLC	Hazlehurst, MS	Poultry Product Manufacturing	500
Copiah County School District	Hazlehurst, MS	Primary and Secondary Education	406
Copiah-Lincoln Community College	Wesson, MS	Colleges and Universities	326



2025

COVINGTON COUNTY

MISSISSIPPI



18,323
POPULATION

3.0%

UNEMPLOYMENT RATE
SEASONALLY ADJUSTED (NOV 24)

WORKFORCE

7,569

LABOR FORCE PARTICIPATION

6,522

TOTAL EMPLOYED IN COUNTY

1,493

TOTAL EMPLOYED IN MANUFACTURING

AVERAGE
COMMUTE TIME



26.4

MINUTES

AVERAGE WAGE

\$44,187

AVERAGE MANUFACTURING WAGE

\$45,410

COST OF LIVING INDEX

COVINGTON COUNTY
MISSISSIPPI
U.S. = 100



\$40,164

MEDIAN HOUSEHOLD INCOME



23.6%

POVERTY RATE

**RIGHT TO
WORK STATE**

5.4%

Private union membership in county

\$616 MILLION

GROSS DOMESTIC PRODUCT

The largest contributing sector, **Manufacturing**, contributed **19.1%** to the 2023 Gross Domestic Product (GDP) of the county.

LARGEST INDUSTRY CLUSTERS



**FOOD
MANUFACTURING**
17.36 LQ



AGRICULTURAL
7.03 LQ



**PUBLIC
ADMINISTRATION**
2.86 LQ



COAL/OIL/POWER
2.52 LQ



WOOD/PAPER
1.98 LQ

Location Quotient (LQ)

MAJOR EMPLOYERS

OF EMPLOYEES

Wayne-Sanderson Farms, Inc. (Production Division)	Collins, MS	Poultry Product Manufacturing	1,475
Wayne-Sanderson Farms, Inc. (Processing Division)	Collins, MS	Poultry Product Manufacturing	896
Covington County School District	Collins, MS	Primary and Secondary Education	471
Covington County Hospital	Collins, MS	Hospitals	350
W.E. Blain & Sons, Inc.	Mount Olive, MS	Civil Engineering	250



2025

DESOTO COUNTY

MISSISSIPPI



186,214
POPULATION

1.4%

POPULATION ANNUAL AVERAGE
GROWTH RATE



WORKFORCE

97,753

LABOR FORCE PARTICIPATION

79,447

TOTAL EMPLOYED IN COUNTY

3.1%

UNEMPLOYMENT RATE
(Seasonally Adjusted)

AVERAGE
COMMUTE TIME



26.0

MINUTES

AVERAGE WAGE

\$44,217

AVERAGE MANUFACTURING WAGE

\$64,569

COST OF LIVING INDEX

DESOTO COUNTY
MEMPHIS MSA
MISSISSIPPI
U.S. = 100



\$79,666

MEDIAN HOUSEHOLD INCOME



9.8%

POVERTY RATE

**RIGHT TO
WORK STATE**

4.2%

Private union membership in county

\$7.7 BILLION

GROSS DOMESTIC PRODUCT

The largest contributing sector, **Transportation and Warehousing**, contributed **15.9%** to the 2023 Gross Domestic Product (GDP) of the county.

LARGEST INDUSTRY CLUSTERS



**FREIGHT
TRANSPORTATION**
2.46 LQ



TEXTILE/LEATHER
1.98 LQ



**CONSUMER
SERVICES**
1.95 LQ



RETAIL
1.42 LQ



CHEMICAL
1.18 LQ

Location Quotient (LQ)

MAJOR EMPLOYERS

OF EMPLOYEES

Desoto County Schools	Olive Branch, MS	Public School System	3,872
Amazon	Olive Branch, MS	Fulfillment Centers	3,300
Milwaukee Electric Tool	Olive Branch, MS	Distribution of Portable Electric Tools	3,000
Baptist Memorial Hospital	Olive Branch, MS	Healthcare	1,750
Williams-Sonoma Distribution	Hernando, MS	Distribution of Kitchen-Related Products	1,000



2025

FORREST COUNTY MISSISSIPPI



77,917
POPULATION

0.2%

POPULATION ANNUAL AVERAGE
GROWTH RATE



WORKFORCE

38,867 LABOR FORCE PARTICIPATION
42,460 TOTAL EMPLOYED IN COUNTY
3.3% UNEMPLOYMENT RATE
(Seasonally Adjusted)

AVERAGE
COMMUTE TIME
 **20.8**
MINUTES

AVERAGE WAGE
\$49,743

AVERAGE MANUFACTURING WAGE
\$55,718

COST OF LIVING INDEX

FORREST COUNTY **87.4**
HATTIESBURG MSA **89.2**
MISSISSIPPI **87.1**
U.S. = 100



\$49,340
MEDIAN HOUSEHOLD INCOME



22.8%
POVERTY RATE

**RIGHT TO
WORK STATE**
4.2%

Private union membership in county

\$4.8 BILLION

GROSS DOMESTIC PRODUCT

The largest contributing sector, **Health Care and Social Assistance**, contributed **19.8%** to the 2023 Gross Domestic Product (GDP) of the county.

LARGEST INDUSTRY CLUSTERS



**FOOD
MANUFACTURING**
2.56 LQ



**AUTO/
AUTO-RELATED**
1.66 LQ



COAL/OIL/POWER
1.65 LQ



HEALTH CARE
1.54 LQ



WOOD/PAPER
1.51 LQ

Location Quotient (LQ)

MAJOR EMPLOYERS

OF EMPLOYEES

Forrest General Health Services, Inc.	Hattiesburg, MS	General Medical and Surgical Hospital	3,500
The University of Southern Mississippi	Hattiesburg, MS	Colleges and Universities	2,300
Hattiesburg Clinic	Hattiesburg, MS	Physicians and Health Practitioners	2,218
Camp Shelby	Hattiesburg, MS	Military Base	1,800
Mar-Jac Poultry	Hattiesburg, MS	Food Manufacturing	1,150



2025

FRANKLIN COUNTY

MISSISSIPPI



7,690
POPULATION

4.7%

UNEMPLOYMENT RATE
SEASONALLY ADJUSTED (NOV 24)

WORKFORCE

2,649
1,856
165

LABOR FORCE PARTICIPATION
TOTAL EMPLOYED IN COUNTY
TOTAL EMPLOYED IN AGRICULTURE,
FORESTRY, FISHING AND HUNTING

AVERAGE
COMMUTE TIME
 **36.2**
MINUTES

AVERAGE WAGE
\$42,274

AVERAGE AGRICULTURAL, FORESTRY,
FISHING AND HUNTING WAGE
\$35,040

COST OF LIVING INDEX

FRANKLIN COUNTY | **80.2**
MISSISSIPPI | **87.1**
U.S. = 100



\$43,942
MEDIAN HOUSEHOLD INCOME



23.8%
POVERTY RATE

**RIGHT TO
WORK STATE**

4.9%
Private union membership in county

\$175 MILLION

GROSS DOMESTIC PRODUCT

The largest contributing sector, **Information**, contributed **15%** to the 2023 Gross Domestic Product (GDP) of the county.

LARGEST INDUSTRY CLUSTERS



WOOD/PAPER
7.82 LQ



**PUBLIC
ADMINISTRATION**
6.21 LQ



AGRICULTURAL
4.09 LQ



**FREIGHT
TRANSPORTATION**
3.96 LQ



EDUCATION
1.68T LQ

Location Quotient (LQ)

MAJOR EMPLOYERS

OF EMPLOYEES

TELAPEX, INC.	Meadville, MS	Data Processing	402
Franklin County School District	Meadville, MS	Primary and Secondary Education	275
Franklin County Memorial Hospital	Meadville, MS	Hospitals	125
Grace and Mercy Personal Care	Meadville, MS	Nursing Homes & Long-term Care Facilities	120
County of Franklin	Meadville, MS	Executive and Legislature	71

2025

GEORGE COUNTY

MISSISSIPPI



24,547
POPULATION

1.0%

POPULATION ANNUAL AVERAGE
GROWTH RATE

WORKFORCE

9,368
6,108
4.3%

LABOR FORCE PARTICIPATION
TOTAL EMPLOYED IN COUNTY
UNEMPLOYMENT RATE
(Seasonally Adjusted)

AVERAGE
COMMUTE TIME
34.1
MINUTES



AVERAGE WAGE

\$39,046

AVERAGE MANUFACTURING WAGE

\$60,103

COST OF LIVING INDEX

GEORGE COUNTY | **90.4**
MISSISSIPPI | **87.1**
U.S. = 100



\$51,349

MEDIAN HOUSEHOLD INCOME



20.9%

POVERTY RATE

**RIGHT TO
WORK STATE**

3.4%

Private union membership in county

\$554 MILLION

GROSS DOMESTIC PRODUCT

The largest contributing sector, **Retail Trade**, contributed **14.4%** to the 2023 Gross Domestic Product (GDP) of the county.

LARGEST INDUSTRY CLUSTERS



AGRICULTURE
4.70 LQ



**METAL & PRODUCT
MANUFACTURING**
3.34 LQ



**PUBLIC
ADMINISTRATION**
2.55 LQ



COAL/OIL/POWER
2.50 LQ



TEXTILE/LEATHER
2.26 LQ

Location Quotient (LQ)

MAJOR EMPLOYERS

OF EMPLOYEES

George County School District	Lucedale, MS	Primary and Secondary Education	400
Singing River Electric Power Association	Lucedale, MS	Electric Utility	187
Volt Power, LLC	Lucedale, MS	Civil Engineering	147
Mississippi Gulf Coast Community College	Lucedale, MS	Colleges and Universities	72
American Tank & Vessel, Inc.	Lucedale, MS	Metal Products Manufacturing	62



2025

GREENE COUNTY

MISSISSIPPI



13,672
POPULATION

4.2%

UNEMPLOYMENT RATE
SEASONALLY ADJUSTED (NOV 24)

WORKFORCE

3,713
2,297
277

LABOR FORCE PARTICIPATION
TOTAL EMPLOYED IN COUNTY
TOTAL EMPLOYED IN AGRICULTURE,
FORESTRY, FISHING AND HUNTING

AVERAGE
COMMUTE TIME
**45.1**
MINUTES

AVERAGE WAGE
\$39,428

AVERAGE AGRICULTURAL, FORESTRY,
FISHING AND HUNTING WAGE
\$37,503

COST OF LIVING INDEX

GREENE COUNTY | **85.7**
MISSISSIPPI | **87.1**
U.S. = 100



\$50,000
MEDIAN HOUSEHOLD INCOME



18.4%
POVERTY RATE

**RIGHT TO
WORK STATE**

3.4%
Private union membership in county

\$186 MILLION

GROSS DOMESTIC PRODUCT

The largest contributing sector, **Public Administration**, contributed **17.2%** to the 2023 Gross Domestic Product (GDP) of the county.

LARGEST INDUSTRY CLUSTERS



**PUBLIC
ADMINISTRATION**
11.17 LQ



AGRICULTURAL
7.64 LQ



WOOD/PAPER
7.48 LQ



**AUTO/
AUTO-RELATED**
2.06 LQ



EDUCATION
1.54 LQ

Location Quotient (LQ)

MAJOR EMPLOYERS

OF EMPLOYEES

Greene County School District	Leakesville, MS	Primary and Secondary Education	350
Jackson HMA, LLC	Leakesville, MS	Ambulatory Services	246
Mississippi Department of Corrections	Leakesville, MS	Executive and Legislature	77
NXS Powerline, LLC	Lucedale, MS	Civil Engineering	52
AI-Tom Forest Products	Richton, MS	Wood Products Manufacturing	47



2025

GRENADA COUNTY

MISSISSIPPI



21,472
POPULATION

3.6%

UNEMPLOYMENT RATE
SEASONALLY ADJUSTED (NOV 24)

WORKFORCE

9,432 LABOR FORCE PARTICIPATION
10,073 TOTAL EMPLOYED IN COUNTY
2,413 TOTAL EMPLOYED IN MANUFACTURING

AVERAGE
COMMUTE TIME



21.2
MINUTES

AVERAGE WAGE

\$42,927

AVERAGE MANUFACTURING WAGE

\$51,771

COST OF LIVING INDEX

GRENADA COUNTY
MISSISSIPPI
U.S. = 100



82.6
87.1



\$45,745

MEDIAN HOUSEHOLD INCOME



22.2%

POVERTY RATE

**RIGHT TO
WORK STATE**

4.9%

Private union membership in county

\$1 BILLION

GROSS DOMESTIC PRODUCT

The largest contributing sector, **Manufacturing**, contributed **30.7%** to the 2023 Gross Domestic Product (GDP) of the county.

LARGEST INDUSTRY CLUSTERS



**MACHINERY
MANUFACTURING**
8.23 LQ



WOOD/PAPER
7.53 LQ



**METAL & PRODUCT
MANUFACTURING**
2.96 LQ



CHEMICAL
2.08 LQ



**PUBLIC
ADMINISTRATION**
1.85 LQ

Location Quotient (LQ)

MAJOR EMPLOYERS

OF EMPLOYEES

Modine	Grenada, MS	Motor and Generator Manufacturing	2,800
Grenada School District	Grenada, MS	Primary and Secondary Education	675
Advanced Distributor Products (ADP)	Grenada, MS	HVAC Equipment Manufacturing	585
Lake Grenada Medical Center Inc.	Grenada, MS	Hospitals	360
NPX One LLC	Grenada, MS	Rubber and Plastic Product Manufacturing	261

2025

HANCOCK COUNTY

MISSISSIPPI



46,010
POPULATION

0.1%

POPULATION ANNUAL AVERAGE
GROWTH RATE



WORKFORCE

22,108

LABOR FORCE PARTICIPATION

15,839

TOTAL EMPLOYED IN COUNTY

3.3%

UNEMPLOYMENT RATE
(Seasonally Adjusted)

AVERAGE
COMMUTE TIME



32.8

MINUTES

AVERAGE WAGE

\$59,606

AVERAGE MANUFACTURING WAGE

\$93,347

COST OF LIVING INDEX

HANCOCK COUNTY
GULFPORT-BILOXI MSA
MISSISSIPPI
U.S. = 100



98.7

93.0

87.1



\$63,623

MEDIAN HOUSEHOLD INCOME



13.7%

POVERTY RATE

**RIGHT TO
WORK STATE**

3.8%

Private union membership in county

\$2 BILLION

GROSS DOMESTIC PRODUCT

Manufacturing contributed **10.9%** to the 2023 Gross Domestic Product (GDP) of the county. The **largest contributing sector** was **Public Administration**.

LARGEST INDUSTRY CLUSTERS



**PUBLIC
ADMINISTRATION**
4.65 LQ



CHEMICAL
3.33 LQ



COAL/OIL/POWER
1.92 LQ



**CONSUMER
SERVICE**
1.25 LQ



UTILITIES
1.24 LQ

Location Quotient (LQ)

MAJOR EMPLOYERS

OF EMPLOYEES

United States Department of the Navy	Stennis Space Center, MS	U.S. Military - Navy	1,753
Hancock County School District	Kiln, MS	Primary and Secondary Education	650
Syncom Space Systems	Stennis Space Center, MS	Services	600
NASA Civil Service	Stennis Space Center, MS	Services	445
Ochsner Medical	Bay St. Louis, MS	Hospitals	400



2025

HARRISON COUNTY MISSISSIPPI



208,748
POPULATION

0.7%

POPULATION ANNUAL AVERAGE
GROWTH RATE



WORKFORCE

95,395 LABOR FORCE PARTICIPATION
95,504 TOTAL EMPLOYED IN COUNTY
3.0% UNEMPLOYMENT RATE
(Seasonally Adjusted)

AVERAGE
COMMUTE TIME
 **23.6**
MINUTES

AVERAGE WAGE
\$46,813

AVERAGE MANUFACTURING WAGE
\$69,680

COST OF LIVING INDEX

HARRISON COUNTY  **92.5**
GULFPORT-BILOXI MSA  **93.0**
MISSISSIPPI  **87.1**
U.S. = 100



\$55,211
MEDIAN HOUSEHOLD INCOME



18.4%
POVERTY RATE

**RIGHT TO
WORK STATE**
3.7%

Private union membership in county

\$12 BILLION

GROSS DOMESTIC PRODUCT

The largest contributing sector, **Real Estate and Rental and Leasing**, contributed **14%** to the 2023 Gross Domestic Product (GDP) of the county.

LARGEST INDUSTRY CLUSTERS



**CONSUMER
SERVICES**
1.85 LQ



UTILITIES
1.62 LQ



**PUBLIC
ADMINISTRATION**
1.51 LQ



HEALTH CARE
1.14 LQ



RETAIL
1.10 LQ

Location Quotient (LQ)

MAJOR EMPLOYERS

OF EMPLOYEES

Keesler Air Force Base	Biloxi, MS	Military Base	11,276
Naval Construction Battalion Center	Gulfport, MS	Military Base	5,500
Memorial Hospital	Gulfport, MS	Hospitals	4,800
Beau Rivage Resort & Casino	Biloxi, MS	Casinos	2,930
Harrison County School District	Gulfport, MS	Education	2,200



2025

HINDS COUNTY

MISSISSIPPI



226,541
POPULATION

3.3%

UNEMPLOYMENT RATE
SEASONALLY ADJUSTED (NOV 24)

WORKFORCE

107,357 LABOR FORCE PARTICIPATION
117,970 TOTAL EMPLOYED IN COUNTY
4,595 TOTAL EMPLOYED IN MANUFACTURING

AVERAGE
COMMUTE TIME
 **22.9**
MINUTES

AVERAGE WAGE
\$56,276

AVERAGE MANUFACTURING WAGE
\$63,461

COST OF LIVING INDEX

HINDS COUNTY  **86.8**
JACKSON MSA **88.7**
MISSISSIPPI **87.1**
U.S. = 100



\$48,596
MEDIAN HOUSEHOLD INCOME



21.0%
POVERTY RATE

**RIGHT TO
WORK STATE**
6.1%

Private union membership in county

\$14.7 BILLION

GROSS DOMESTIC PRODUCT

The largest contributing sector, **Health Care and Social Assistance**, contributed **19.4%** to the 2023 Gross Domestic Product (GDP) of the county.

LARGEST INDUSTRY CLUSTERS



**PUBLIC
ADMINISTRATION**
2.16 LQ



HEALTH CARE
1.76 LQ



EDUCATION
1.41 LQ



CHEMICAL
1.18 LQ



**FREIGHT
TRANSPORTATION**
1.04 LQ

Location Quotient (LQ)

MAJOR EMPLOYERS

OF EMPLOYEES

The State of Mississippi	Jackson, MS	Executive and Legislature	27,775
The University of Mississippi Medical Center	Jackson, MS	Hospitals	9,000
University Physicians, PLLC	Jackson, MS	Hospitals	8,216
Jackson Public School District	Jackson, MS	Primary and Secondary Education	4,200
Mississippi Baptist Medical Center	Jackson, MS	Hospitals	2,800



2025

HOLMES COUNTY

MISSISSIPPI

**16,848**
POPULATION**7.4%****UNEMPLOYMENT RATE**
SEASONALLY ADJUSTED (NOV 24)

WORKFORCE

5,888

LABOR FORCE PARTICIPATION

3,771

TOTAL EMPLOYED IN COUNTY

327

TOTAL EMPLOYED IN MANUFACTURING

AVERAGE
COMMUTE TIME**35.9**
MINUTES

AVERAGE WAGE

\$38,053

AVERAGE MANUFACTURING WAGE

\$58,211

COST OF LIVING INDEX

HOLMES COUNTY

MISSISSIPPI

U.S. = 100

**80.6****87.1****\$28,818**

MEDIAN HOUSEHOLD INCOME

**35.0%**

POVERTY RATE

**RIGHT TO
WORK STATE****3.8%**

Private union membership in county

\$328 MILLION

GROSS DOMESTIC PRODUCT

The largest contributing sector, **Educational Services**, contributed **17.3%** to the 2023 Gross Domestic Product (GDP) of the county.

LARGEST INDUSTRY CLUSTERS

**AGRICULTURAL**
7.96 LQ**ELECTRIC/
ELECTRONICS
MANUFACTURING**
5.55 LQ**PUBLIC
ADMINISTRATION**
4.51 LQ**WOOD/PAPER**
2.41 LQ**EDUCATION**
2.16 LQ

Location Quotient (LQ)

MAJOR EMPLOYERS

OF EMPLOYEES

Holmes County School District	Lexington, MS	Primary and Secondary Education	528
Holmes Community College	Goodman, MS	Community Colleges	500
Lexington Homes, Inc.	Lexington, MS	Miscellaneous Store Retailers	170
Continue Care Holding Corporation	Durant, MS	Home Health Care Services	133
Twin Rivers Paper Company LLC	Pickens, MS	Paper Product Manufacturing	104



2025

HUMPHREYS COUNTY MISSISSIPPI



7,744
POPULATION

8.2%

**UNEMPLOYMENT
RATE** | SEASONALLY
ADJUSTED (NOV 24)

WORKFORCE

2,983

LABOR FORCE PARTICIPATION

2,327

TOTAL EMPLOYED IN COUNTY

595

TOTAL EMPLOYED IN MANUFACTURING

AVERAGE
COMMUTE TIME



24.9

MINUTES

AVERAGE WAGE

\$38,834

AVERAGE MANUFACTURING WAGE

\$32,382

COST OF LIVING INDEX

HUMPHREYS COUNTY

MISSISSIPPI

U.S. = 100



81.5

87.1



\$31,907

MEDIAN HOUSEHOLD INCOME



32.1%

POVERTY RATE

**RIGHT TO
WORK STATE**

5.0%

Private union membership in county

\$226 MILLION

GROSS DOMESTIC PRODUCT

The largest contributing sector, **Agriculture, Forestry, Fishing, and Hunting**, contributed **22.9%** to the 2023 Gross Domestic Product (GDP) of the county.

LARGEST INDUSTRY CLUSTERS



**FOOD
MANUFACTURING**
20.87 LQ



AGRICULTURAL
14.32 LQ



**PUBLIC
ADMINISTRATION**
6.40 LQ



**FINANCIAL
SERVICES**
1.23 LQ



EDUCATION
1.19 LQ

Location Quotient (LQ)

MAJOR EMPLOYERS

OF EMPLOYEES

Consolidated Catfish Producers LLC	Isola, MS	Seafood Processing	400
Humphreys County School District	Belzoni, MS	Primary and Secondary Education	300
Humphreys County	Belzoni, MS	Executive and Legislative	153
Freshwater Farms Products, LLC	Belzoni, MS	Seafood Processing	132
Michaels Management-Affordable, LLC	Belzoni, MS	Property Managers	90



2025

ISSAQUENA COUNTY MISSISSIPPI



1,206
POPULATION

9.8%

**UNEMPLOYMENT
RATE** | SEASONALLY
ADJUSTED (NOV 24)

WORKFORCE

206
232
51

LABOR FORCE PARTICIPATION
TOTAL EMPLOYED IN COUNTY
TOTAL EMPLOYED IN AGRICULTURE

AVERAGE
COMMUTE TIME
 **22.7**
MINUTES

AVERAGE WAGE
\$56,053

AVERAGE AGRICULTURE WAGE
\$128,965

COST OF LIVING INDEX

ISSAQUENA COUNTY | **80.7**
MISSISSIPPI | **87.1**
U.S. = 100



\$17,900
MEDIAN HOUSEHOLD INCOME



20.6%
POVERTY RATE

**RIGHT TO
WORK STATE**
5.2%

Private union membership in county

\$31.4 MILLION
GROSS DOMESTIC PRODUCT

The largest contributing sector, **Agriculture, Forestry, Fishing and Hunting**, contributed **54.3%** to the 2023 Gross Domestic Product (GDP) of the county.

LARGEST INDUSTRY CLUSTERS



AGRICULTURAL
30.62 LQ



**PUBLIC
ADMINISTRATION**
11.37 LQ



**FREIGHT
TRANSPORTATION**
5.08 LQ



UTILITIES
2.30 LQ



HEALTH CARE
1.22 LQ

Location Quotient (LQ)

MAJOR EMPLOYERS

OF EMPLOYEES

County of Issaquena	Mayersville, MS	County Government	85
Department of Corrections	Mayersville, MS	Prisons	66
United States Postal Service	Mayersville, MS	Postal Services	22
Tony's Grocery	Grace, MS	Grocery Stores	10
Valley Park Elevator	Valley Park, MS	Grocery Wholesale	10



2025

JACKSON COUNTY

MISSISSIPPI



143,721
POPULATION

0.4%

POPULATION ANNUAL AVERAGE
GROWTH RATE



WORKFORCE

67,074

LABOR FORCE PARTICIPATION

55,374

TOTAL EMPLOYED IN COUNTY

3.3%

UNEMPLOYMENT RATE

(Seasonally Adjusted)

AVERAGE
COMMUTE TIME



25.6

MINUTES

AVERAGE WAGE

\$57,547

AVERAGE MANUFACTURING WAGE

\$81,610

COST OF LIVING INDEX

JACKSON COUNTY
GULFPORT-BILOXI MSA
MISSISSIPPI
U.S. = 100



91.7

93.0

87.1



\$60,045

MEDIAN HOUSEHOLD INCOME



15.7%

POVERTY RATE

**RIGHT TO
WORK STATE**

4.3%

Private union membership in county

\$9.8 BILLION

GROSS DOMESTIC PRODUCT

The largest contributing sector,
Manufacturing, contributed **42.2%** to the
2023 Gross Domestic Product (GDP) of the
county.

LARGEST INDUSTRY CLUSTERS



**MACHINERY
MANUFACTURING**
11.47 LQ



OIL/POWER
5.33 LQ



UTILITIES
2.19 LQ



**PUBLIC
ADMINISTRATION**
1.47 LQ



CONSTRUCTION
1.16 LQ

Location Quotient (LQ)

MAJOR EMPLOYERS

OF EMPLOYEES

Huntington Ingalls Industries	Naval Shipbuilding	10,983
Singing River Health System	Healthcare	2,500
Chevron USA, Inc. Pascagoula Refinery	Petro-Chemical Refinery	1,600 Full-time/Over 2,500 Contract
Jackson County Public School District	Primary and Secondary Education	1,788
Pascagoula-Gautier Public School District	Primary and Secondary Education	1,395
VT Halter Marine/VT Marine	Shipbuilding	870



2025

JASPER COUNTY

MISSISSIPPI



16,320
POPULATION

4.3%

UNEMPLOYMENT RATE
SEASONALLY ADJUSTED (NOV 24)

WORKFORCE

6,641 LABOR FORCE PARTICIPATION
4,664 TOTAL EMPLOYED IN COUNTY
1,543 TOTAL EMPLOYED IN MANUFACTURING

AVERAGE
COMMUTE TIME



33.6
MINUTES

AVERAGE WAGE

\$47,941

AVERAGE MANUFACTURING WAGE

\$52,831

COST OF LIVING INDEX

JASPER COUNTY **87.2**
MISSISSIPPI **87.1**
U.S. = 100



\$43,914

MEDIAN HOUSEHOLD INCOME



17.2%

POVERTY RATE

**RIGHT TO
WORK STATE**

5.6%

Private union membership in county

\$574 MILLION

GROSS DOMESTIC PRODUCT

The largest contributing sector, **Manufacturing**, contributed **29.2%** to the 2023 Gross Domestic Product (GDP) of the county.

LARGEST INDUSTRY CLUSTERS



**FOOD
MANUFACTURING**
17.77 LQ



AGRICULTURAL
6.11 LQ



WOOD/PAPER
6.03 LQ



COAL/OIL/POWER
4.94 LQ



**MACHINERY
MANUFACTURING**
4.18 LQ

Location Quotient (LQ)

MAJOR EMPLOYERS

OF EMPLOYEES

Peco Foods, Inc.	Bay Springs, MS	Poultry Product Processing	650
Texaco Exploration and Production Inc.	Heidelberg, MS	Gasoline Stations and Fuel Dealers	391
Interfor U.S. Inc.	Bay Springs, MS	Crop and Animal Production	221
Pilgrim Construction Co., LLC	Heidelberg, MS	Civil Engineering	200
Hol-Mac Corporation	Bay Springs, MS	Machinery and Equipment Manufacturing	177



2025

JEFFERSON COUNTY

MISSISSIPPI



7,207
POPULATION

12.6%

UNEMPLOYMENT RATE
SEASONALLY ADJUSTED (NOV 24)

WORKFORCE

2,282
1,230
271

LABOR FORCE PARTICIPATION
TOTAL EMPLOYED IN COUNTY
TOTAL EMPLOYED IN HEALTH CARE

AVERAGE
COMMUTE TIME
25.2
MINUTES



AVERAGE WAGE
\$37,938

AVERAGE HEALTH CARE WAGE
\$41,120

COST OF LIVING INDEX

JEFFERSON COUNTY | **80.0**
MISSISSIPPI | **87.1**
U.S. = 100



\$31,544
MEDIAN HOUSEHOLD INCOME



31.8%
POVERTY RATE

**RIGHT TO
WORK STATE**
5.2%

Private union membership in county

\$129 MILLION
GROSS DOMESTIC PRODUCT

The largest contributing sector, **Utilities**, contributed **35.5%** to the 2023 Gross Domestic Product (GDP) of the county.

LARGEST INDUSTRY CLUSTERS



COAL/OIL/POWER
9.24 LQ



AGRICULTURAL
9.15 LQ



**PUBLIC
ADMINISTRATION**
6.28 LQ



UTILITIES
3.97 LQ



WOOD/PAPER
2.12 LQ

Location Quotient (LQ)

MAJOR EMPLOYERS

OF EMPLOYEES

Alcorn State University	Lorman, MS	Colleges and Universities	840
Jefferson County School District	Fayette, MS	Public Education	562
Jefferson County	Fayette, MS	US Government	271
Quality Construction & Engineering, LLC	Fayette, MS	Engineering Services	214
Southwest MS Electric Power Association	Lorman, MS	Electric Power Transmission, Distribution & Marketing	100



2025

JEFFERSON DAVIS COUNTY MISSISSIPPI



11,291
POPULATION

5.0%

**UNEMPLOYMENT
RATE** | SEASONALLY
ADJUSTED (NOV 24)

WORKFORCE

4,938
1,946
100

LABOR FORCE PARTICIPATION
TOTAL EMPLOYED IN COUNTY
TOTAL EMPLOYED IN MANUFACTURING

AVERAGE
COMMUTE TIME
 **35.5**
MINUTES

AVERAGE WAGE
\$37,419

AVERAGE MANUFACTURING WAGE
\$51,258

COST OF LIVING INDEX

JEFFERSON DAVIS COUNTY | **82.3**
MISSISSIPPI | **87.1**
U.S. = 100



\$36,473
MEDIAN HOUSEHOLD INCOME



23.1%
POVERTY RATE

**RIGHT TO
WORK STATE**

4.2%

Private union membership in county

\$152 MILLION

GROSS DOMESTIC PRODUCT

The largest contributing sector, **Construction**, contributed **14.2%** to the 2023 Gross Domestic Product (GDP) of the county.

LARGEST INDUSTRY CLUSTERS



AGRICULTURAL
6.95 LQ



**PUBLIC
ADMINISTRATION**
5.48 LQ



CONSTRUCTION
2.90 LQ



UTILITIES
2.83 LQ



**METAL & PRODUCT
MANUFACTURING**
1.82 LQ

Location Quotient (LQ)

MAJOR EMPLOYERS

OF EMPLOYEES

Jefferson Davis County School District	Prentiss, MS	Public Schools	400
Five County Child Development Program, Inc	Prentiss, MS	Child Care Services	147
Prentiss Regional Hospital	Prentiss, MS	Hospitals	140
Forterra Pipe & Precast, LLC	Bassfield, MS	Cement and Concrete Product Manufacturing	58
SCCI	Prentiss, MS	Utility Construction Contractor	N/A



2025

JONES COUNTY

MISSISSIPPI



67,152
POPULATION

3.5%

UNEMPLOYMENT RATE
SEASONALLY ADJUSTED (NOV 24)

WORKFORCE

29,085 LABOR FORCE PARTICIPATION
30,337 TOTAL EMPLOYED IN COUNTY
7,727 TOTAL EMPLOYED IN MANUFACTURING

AVERAGE
COMMUTE TIME



25.5

MINUTES

AVERAGE WAGE

\$45,662

AVERAGE MANUFACTURING WAGE

\$54,456

COST OF LIVING INDEX

JONES COUNTY **86.7**
HATTIESBURG-LAUREL CSA **89.2**
MISSISSIPPI **87.1**
U.S. = 100



\$49,451

MEDIAN HOUSEHOLD INCOME



21.3%

POVERTY RATE

**RIGHT TO
WORK STATE**

5.2%

Private union membership in county

\$3.1 BILLION

GROSS DOMESTIC PRODUCT

The largest contributing sector, **Manufacturing**, contributed **27.3%** to the 2023 Gross Domestic Product (GDP) of the county.

LARGEST INDUSTRY CLUSTERS



**ELECTRIC/
ELECTRONICS
MANUFACTURING**
13.52 LQ



**FOOD
MANUFACTURING**
5.44 LQ



WOOD/PAPER
3.60 LQ



COAL/OIL/POWER
3.55 LQ



UTILITIES
1.96 LQ

Location Quotient (LQ)

MAJOR EMPLOYERS

OF EMPLOYEES

Howard Industries	Ellisville, MS	Transformer/Transport/Ballast/PC Manufacturing	4,329
Ellisville State School	Laurel, MS	Healthcare	1,400
South Central Regional Medical Center	Ellisville, MS	Healthcare	1,362
Jones County Schools	Jones County	Education	1,100
Amick Farms	Laurel, MS	Food Manufacturing	700



2025

LAMAR COUNTY

MISSISSIPPI



64,425
POPULATION

1.1%

POPULATION ANNUAL AVERAGE
GROWTH RATE



WORKFORCE

31,917

LABOR FORCE PARTICIPATION

22,925

TOTAL EMPLOYED IN COUNTY

2.6%

UNEMPLOYMENT RATE

AVERAGE
COMMUTE TIME



26.4

MINUTES

AVERAGE WAGE

\$42,196

AVERAGE MANUFACTURING WAGE

\$70,858

COST OF LIVING INDEX



\$67,972

MEDIAN HOUSEHOLD INCOME



16.8%

POVERTY RATE

**RIGHT TO
WORK STATE**

3.4%

Private union membership in county

\$2.6 BILLION

GROSS DOMESTIC PRODUCT

The largest contributing sector, **Real Estate and Rental Leasing**, contributed **22%** to the 2023 Gross Domestic Product (GDP) of the county.

LARGEST INDUSTRY CLUSTERS



WOOD/PAPER
2.16 LQ



RETAIL
1.72 LQ



**CONSUMER
SERVICES**
1.26 LQ



UTILITIES
1.20 LQ



EDUCATION
1.15 LQ

Location Quotient (LQ)

MAJOR EMPLOYERS

OF EMPLOYEES

Lamar County School System	Purvis, MS	Primary and Secondary Education	1,500
Ellisville State School	Lumberton, MS	Nursing and Residential Care	982
Wesley Health System	Hattiesburg, MS	Nursing and Residential Care	925
County of Lamar	Purvis, MS	Executive and Legislature	300
Pine Belt Oil Company, Inc.	Purvis MS	Petroleum Wholesale	200



2025

LAWRENCE COUNTY

MISSISSIPPI

 **11,933**
POPULATION

 **4.1%** **UNEMPLOYMENT RATE**
SEASONALLY ADJUSTED (NOV 24)

WORKFORCE

4,620 LABOR FORCE PARTICIPATION
3,175 TOTAL EMPLOYED IN COUNTY
800 TOTAL EMPLOYED IN MANUFACTURING

AVERAGE
COMMUTE TIME
 **34.1**
MINUTES

AVERAGE WAGE
\$50,876

AVERAGE MANUFACTURING WAGE
\$85,999

COST OF LIVING INDEX

LAWRENCE COUNTY  **83.9**
MISSISSIPPI  **87.1**
U.S. = 100



\$41,096
MEDIAN HOUSEHOLD INCOME



22.5%
POVERTY RATE

**RIGHT TO
WORK STATE**

5.3%
Private union membership in county

\$396 MILLION

GROSS DOMESTIC PRODUCT

The largest contributing sector, **Manufacturing**, contributed **44.3%** to the 2023 Gross Domestic Product (GDP) of the county.

LARGEST INDUSTRY CLUSTERS



WOOD/PAPER
25.82 LQ



AGRICULTURAL
5.65 LQ



**MACHINERY
MANUFACTURING**
3.42 LQ



**PUBLIC
ADMINISTRATION**
2.85 LQ



COAL/OIL/POWER
2.40 LQ

Location Quotient (LQ)

MAJOR EMPLOYERS

OF EMPLOYEES

Lawrence County School District	Monticello, MS	Primary and Secondary Education	350
Magnolia Management Corporation	Monticello, MS	Nursing and Residential Care	218
James Construction Group, LLC	Monticello, MS	Civil Engineering	110
Georgia-Pacific	Monticello, MS	Paper Product Manufacturing	88
Atlas-SSI, Inc.	Monticello, MS	Machinery Wholesale	85



2025

LEFLORE COUNTY

MISSISSIPPI

 **27,920**
POPULATION

6.3% **UNEMPLOYMENT RATE**
SEASONALLY ADJUSTED (NOV 24)

WORKFORCE

11,690 LABOR FORCE PARTICIPATION
13,594 TOTAL EMPLOYED IN COUNTY
2,159 TOTAL EMPLOYED IN MANUFACTURING



AVERAGE
COMMUTE TIME
 **18.3**
MINUTES

AVERAGE WAGE
\$43,559

AVERAGE MANUFACTURING WAGE
\$43,493

COST OF LIVING INDEX

LEFLORE COUNTY  **80.7**
MISSISSIPPI  **87.1**
U.S. = 100

 **\$33,115**
MEDIAN HOUSEHOLD INCOME
 **32.2%**
POVERTY RATE

**RIGHT TO
WORK STATE**
4.6%

Private union membership in county

\$1.4 BILLION

GROSS DOMESTIC PRODUCT

The largest contributing sector, **Manufacturing**, contributed **16.2%** to the 2023 Gross Domestic Product (GDP) of the county.

LARGEST INDUSTRY CLUSTERS



AGRICULTURAL
5.43 LQ



**FOOD
MANUFACTURING**
3.69 LQ



**MACHINERY
MANUFACTURING**
3.49 LQ



**ELECTRIC/
ELECTRONICS
MANUFACTURING**
2.75 LQ



**PUBLIC
ADMINISTRATION**
1.58 LQ

Location Quotient (LQ)

MAJOR EMPLOYERS

OF EMPLOYEES

Greenwood Leflore Consolidated School District	Greenwood, MS	Primary and Secondary Education	990
Greenwood Leflore Hospital	Greenwood, MS	Hospitals	890
Mississippi Valley State	Itta Bena, MS	Colleges and Universities	583
Viking Range, LLC	Greenwood, MS	Household Equipment Manufacturer	575
Heartland Catfish Company, Inc.	Itta Bena, MS	Food Manufacturing	415



2025

LINCOLN COUNTY MISSISSIPPI



34,855
POPULATION

3.4%

**UNEMPLOYMENT
RATE** | SEASONALLY
ADJUSTED (NOV 24)

WORKFORCE

14,351 LABOR FORCE PARTICIPATION
14,229 TOTAL EMPLOYED IN COUNTY
1,366 TOTAL EMPLOYED IN MANUFACTURING

AVERAGE
COMMUTE TIME



27.6

MINUTES

AVERAGE WAGE

\$45,215

AVERAGE MANUFACTURING WAGE

\$55,116

COST OF LIVING INDEX

LINCOLN COUNTY | **82.6**
MISSISSIPPI | **87.1**
U.S. = 100



\$47,069

MEDIAN HOUSEHOLD INCOME



22.3%

POVERTY RATE

**RIGHT TO
WORK STATE**
5.0%

Private union membership in county

\$1.4 BILLION

GROSS DOMESTIC PRODUCT

The largest contributing sector, **Manufacturing**, contributed **15.3%** to the 2023 Gross Domestic Product (GDP) of the county.

LARGEST INDUSTRY CLUSTERS



WOOD/PAPER
5.50 LQ



**AUTO/
AUTO RELATED**
2.44 LQ



AGRICULTURAL
1.81 LQ



CHEMICAL
1.57 LQ



RETAIL
1.51 LQ

Location Quotient (LQ)

MAJOR EMPLOYERS

OF EMPLOYEES

Lincoln County School District	Brookhaven, MS	Primary and Secondary Education	907
Walmart Distribution Center	Brookhaven, MS	Distribution and Trucking	583
King's Daughters Medical Center	Brookhaven, MS	Hospitals	490
Aptiv Services Us, LLC	Brookhaven, MS	Motor Vehicle Parts Manufacturing	425
Reeds Metals, LLC	Brookhaven, MS	Construction and Hardware Materials Wholesale	350



2025

MARION COUNTY MISSISSIPPI



24,362
POPULATION

3.3%

**UNEMPLOYMENT
RATE** | SEASONALLY
ADJUSTED (NOV 24)

WORKFORCE

9,921

LABOR FORCE PARTICIPATION

9,437

TOTAL EMPLOYED IN COUNTY

291

TOTAL EMPLOYED IN MANUFACTURING

AVERAGE
COMMUTE TIME



38.6

MINUTES

AVERAGE WAGE

\$47,127

AVERAGE MANUFACTURING WAGE

\$66,680

COST OF LIVING INDEX

MARION COUNTY
MISSISSIPPI
U.S. = 100



81.6

87.1



\$38,399

MEDIAN HOUSEHOLD INCOME



22.8%

POVERTY RATE

**RIGHT TO
WORK STATE**

4.3%

Private union membership in county

\$882 MILLION

GROSS DOMESTIC PRODUCT

The largest contributing sector,
Construction, contributed **16.8%** to the
2023 Gross Domestic Product (GDP) of
the county.

LARGEST INDUSTRY CLUSTERS



UTILITIES
3.12 LQ



CONSTRUCTION
2.84 LQ



AGRICULTURAL
2.72 LQ



TEXTILE/LEATHER
2.65 LQ



WOOD/PAPER
2.51 LQ

Location Quotient (LQ)

MAJOR EMPLOYERS

OF EMPLOYEES

Marion County School District	Columbia, MS	Primary and Secondary Education	365
Crown Health Care Laundry Service	Columbia, MS	Laundry Services	325
T.L. Wallace Construction, Inc.	Columbia, MS	Civil Engineering	293
T.K. Stanley, Inc.	Columbia, MS	Petroleum and Natural Gas Extraction	250
Marion General Hospital	Columbia, MS	Hospitals	215



2025

MONTGOMERY COUNTY

MISSISSIPPI

 **9,803**
POPULATION

3.9% **UNEMPLOYMENT RATE**
SEASONALLY ADJUSTED (NOV 24)

WORKFORCE

3,817 LABOR FORCE PARTICIPATION
2,847 TOTAL EMPLOYED IN COUNTY
232 TOTAL EMPLOYED IN MANUFACTURING

AVERAGE
COMMUTE TIME
 **28.8**
MINUTES

AVERAGE WAGE
\$38,458

AVERAGE MANUFACTURING WAGE
\$55,657

COST OF LIVING INDEX

MONTGOMERY COUNTY  **80.4**
MISSISSIPPI  **87.1**
U.S. = 100



\$36,845
MEDIAN HOUSEHOLD INCOME



24.2%
POVERTY RATE

**RIGHT TO
WORK STATE**
4.1%

Private union membership in county

\$239 MILLION

GROSS DOMESTIC PRODUCT

The largest contributing sector, **Health Care and Social Assistance**, contributed **17.4%** to the 2023 Gross Domestic Product (GDP) of the county.

LARGEST INDUSTRY CLUSTERS



AGRICULTURAL
6.21 LQ



WOOD/PAPER
5.51 LQ



**METAL & PRODUCTS
MANUFACTURING**
5.15 LQ



**PUBLIC
ADMINISTRATION**
3.67 LQ



**MACHINERY
MANUFACTURING**
1.60 LQ

Location Quotient (LQ)

MAJOR EMPLOYERS

OF EMPLOYEES

Winona-Montgomery Consolidated School District	Winona, MS	Primary and Secondary Education	200
Biewer Sawmill Winona, Inc.	Winona, MS	Wood Products Manufacturing	84
North Central Planning & Development	Winona, MS	City Planning	80
City of Winona	Winona, MS	Executive and Legislature	69
MEDSTAT EMS, Inc.	Winona, MS	Mass Transit and Ground Passenger Transportation	49



2025

NEWTON COUNTY

MISSISSIPPI



21,275
POPULATION

3.6%

UNEMPLOYMENT RATE
SEASONALLY ADJUSTED (NOV 24)

WORKFORCE

8,834
6,005
694

LABOR FORCE PARTICIPATION
TOTAL EMPLOYED IN COUNTY
TOTAL EMPLOYED IN MANUFACTURING

AVERAGE
COMMUTE TIME
 **25.4**
MINUTES

AVERAGE WAGE
\$40,121

AVERAGE MANUFACTURING WAGE
\$63,202

COST OF LIVING INDEX

NEWTON COUNTY
MISSISSIPPI
U.S. = 100

86.5
87.1



\$49,160
MEDIAN HOUSEHOLD INCOME



23.5%
POVERTY RATE

**RIGHT TO
WORK STATE**
4.4%

Private union membership in county

\$516 MILLION

GROSS DOMESTIC PRODUCT

The largest contributing sector, **Manufacturing**, contributed **19.1%** to the 2023 Gross Domestic Product (GDP) of the county.

LARGEST INDUSTRY CLUSTERS



WOOD/PAPER
11.51 LQ



AGRICULTURAL
6.71 LQ



**METAL & PRODUCTS
MANUFACTURING**
4.46 LQ



CONSTRUCTION
1.98 LQ



**PUBLIC
ADMINISTRATION**
1.96 LQ

Location Quotient (LQ)

MAJOR EMPLOYERS

OF EMPLOYEES

Laird Hospital, Inc.	Union, MS	Hospitals	368
Esco Group LLC	Newton, MS	Machinery and Equipment Manufacturing	250
Newton Municipal School District	Newton, MS	Primary and Secondary Education	230
East Central Community College	Decatur, MS	Colleges and Universities	200
East Central Planning and Development Inc.	Newton, MS	Consulting Services	109



2025

PEARL RIVER COUNTY MISSISSIPPI



56,351
POPULATION

3.2%

**UNEMPLOYMENT
RATE** | SEASONALLY
ADJUSTED (NOV 24)

WORKFORCE

24,581 LABOR FORCE PARTICIPATION
13,678 TOTAL EMPLOYED IN COUNTY
719 TOTAL EMPLOYED IN MANUFACTURING

AVERAGE
COMMUTE TIME



35.1

MINUTES

AVERAGE WAGE

\$38,968

AVERAGE MANUFACTURING WAGE

\$52,314

COST OF LIVING INDEX

PEARL RIVER COUNTY | **86.4**
MISSISSIPPI | **87.1**
U.S. = 100



\$54,220

MEDIAN HOUSEHOLD INCOME



15.8%

POVERTY RATE

**RIGHT TO
WORK STATE**

3.4%

Private union membership in county

\$1.3 BILLION

GROSS DOMESTIC PRODUCT

The largest contributing sector, **Retail Trade**, contributed **16.2%** to the 2023 Gross Domestic Product (GDP) of the county.

LARGEST INDUSTRY CLUSTERS



AGRICULTURAL
2.38 LQ



**PUBLIC
ADMINISTRATION**
1.83 LQ



EDUCATION
1.62 LQ



RETAIL
1.49 LQ



CONSTRUCTION
1.46 LQ

Location Quotient (LQ)

MAJOR EMPLOYERS

OF EMPLOYEES

Picayune School District	Picayune, MS	Primary and Secondary Education	604
Pearl River County School District	Carriere, MS	Primary and Secondary Education	425
Pearl River Community College	Poplarville, MS	Community college	350
Pearl River County Hospital & Nursing Home	Picayune, MS	Hospitals	225
Heritage Plastic, Inc.	Picayune, MS	Synthetic Chemical Manufacturing	150



2025

PERRY COUNTY

MISSISSIPPI



11,511
POPULATION

4.0%

UNEMPLOYMENT RATE
SEASONALLY ADJUSTED (NOV 24)

WORKFORCE

4,290

LABOR FORCE PARTICIPATION

2,461

TOTAL EMPLOYED IN COUNTY

379

TOTAL EMPLOYED IN MANUFACTURING

AVERAGE
COMMUTE TIME



27.6

MINUTES

AVERAGE WAGE

\$44,343

AVERAGE MANUFACTURING WAGE

\$94,286

COST OF LIVING INDEX



\$48,333

MEDIAN HOUSEHOLD INCOME



20.6%

POVERTY RATE

**RIGHT TO
WORK STATE**
5.0%

Private union membership in county

\$258 MILLION

GROSS DOMESTIC PRODUCT

The largest contributing sector, **Manufacturing**, contributed **38.1%** to the 2023 Gross Domestic Product (GDP) of the county.

LARGEST INDUSTRY CLUSTERS



WOOD/PAPER
22.78 LQ



AGRICULTURAL
5.65 LQ



**PUBLIC
ADMINISTRATION**
5.19 LQ



**FREIGHT
TRANSPORTATION**
2.33 LQ



UTILITIES
2.25 LQ

Location Quotient (LQ)

MAJOR EMPLOYERS

OF EMPLOYEES

Richton School District	Richton, MS	Public elementary and secondary schools	620
Perry County School District	New Augusta, MS	Public elementary and secondary schools	411
Leaf River Cellulose, LLC	New Augusta, MS	Diaper, pulp paper	300
Perry County	New Augusta, MS	County Government	164
Perry County General Hospital LLC	Richton, MS	Hospitals	75



2025

PIKE COUNTY MISSISSIPPI



40,098
POPULATION

4.3%

**UNEMPLOYMENT
RATE** SEASONALLY
ADJUSTED (NOV 24)

WORKFORCE

16,040 LABOR FORCE PARTICIPATION
16,288 TOTAL EMPLOYED IN COUNTY
2,684 TOTAL EMPLOYED IN MANUFACTURING

AVERAGE
COMMUTE TIME
 **25.5**
MINUTES

AVERAGE WAGE
\$40,274

AVERAGE MANUFACTURING WAGE
\$44,597

COST OF LIVING INDEX

PIKE COUNTY  **81.8**
MISSISSIPPI  **87.1**
U.S. = 100



\$40,131
MEDIAN HOUSEHOLD INCOME



30.7%
POVERTY RATE

**RIGHT TO
WORK STATE**
4.5%

Private union membership in county

\$1.6 BILLION

GROSS DOMESTIC PRODUCT

The largest contributing sector, **Manufacturing**, contributed **16%** to the 2023 Gross Domestic Product (GDP) of the county.

LARGEST INDUSTRY CLUSTERS



**FOOD
MANUFACTURING**
8.79 LQ



AGRICULTURAL
3.72 LQ



WOOD/PAPER
3.42 LQ



CHEMICAL
2.18 LQ



**PUBLIC
ADMINISTRATION**
1.66 LQ

Location Quotient (LQ)

MAJOR EMPLOYERS

OF EMPLOYEES

Wayne-Sanderson Farms (Production & Processing)	Magnolia, MS	Poultry processing and production	2,371
Southwest MS Regional Medical Center	McComb, MS	Hospital and healthcare services	1,100
McComb School District	McComb, MS	Primary and Secondary Education	450
Dunaway Food Service Inc.	McComb, MS	Restaurants and Bars	378
Coca-Cola Bottling Company United, Inc.	McComb, MS	Beverage Manufacturing	214



2025

QUITMAN COUNTY

MISSISSIPPI

 **6,113**
POPULATION

 **6.0%** **UNEMPLOYMENT RATE**
SEASONALLY ADJUSTED (NOV 24)

WORKFORCE

2,492 LABOR FORCE PARTICIPATION
1,289 TOTAL EMPLOYED IN COUNTY
174 TOTAL EMPLOYED IN AGRICULTURE, FORESTRY, FISHING AND HUNTING

AVERAGE
COMMUTE TIME
 **30.7**
MINUTES

AVERAGE WAGE
\$37,544

AVERAGE AGRICULTURE, FORESTRY,
FISHING AND HUNTING WAGE
\$67,521

COST OF LIVING INDEX

QUITMAN COUNTY | **78.0**
MISSISSIPPI | **87.1**
U.S. = 100



\$31,192
MEDIAN HOUSEHOLD INCOME



30.2%
POVERTY RATE

**RIGHT TO
WORK STATE**

3.0%
Private union membership in county

\$122 MILLION

GROSS DOMESTIC PRODUCT

The largest contributing sector, **Agriculture, Forestry, Fishing, and Hunting**, contributed **26.7%** to the 2023 Gross Domestic Product (GDP) of the county.

LARGEST INDUSTRY CLUSTERS



AGRICULTURAL
23.27 LQ



**PUBLIC
ADMINISTRATION**
7.73 LQ



UTILITIES
2.20 LQ



COAL/OIL/POWER
1.97 LQ



EDUCATION
1.74 LQ

Location Quotient (LQ)

MAJOR EMPLOYERS

			# OF EMPLOYEES
Quitman County School District	Marks, MS	Primary and Secondary Education	223
County of Quitman	Marks, MS	County Government	75
Trinity Lighthouse Ministries	Crowder, MS	Associations and Organizations	50
Kentucky-Tennessee Clay Company	Crenshaw, MS	Non-Metallic Minerals Mining	48
Quitman County Hospital	Marks, MS	Hospitals	46



2025

RANKIN COUNTY MISSISSIPPI

 **157,185**
POPULATION

0.9%

POPULATION ANNUAL AVERAGE
GROWTH RATE 

WORKFORCE

80,824 LABOR FORCE PARTICIPATION
72,897 EMPLOYED IN COUNTY
2.4% UNEMPLOYMENT RATE
(Seasonally Adjusted)

AVERAGE
COMMUTE TIME
 **26.0**
MINUTES

AVERAGE WAGE
\$50,541

AVERAGE MANUFACTURING WAGE
\$68,366

COST OF LIVING INDEX

RANKIN COUNTY  **91.2**
JACKSON MSA  **88.7**
MISSISSIPPI  **87.1**
U.S. = 100



\$76,460
MEDIAN HOUSEHOLD INCOME



9.5%
POVERTY RATE

**RIGHT TO
WORK STATE**

6.8%

Private union membership in county

\$8.6 BILLION

GROSS DOMESTIC PRODUCT

The largest contributing sector, **Real Estate and Rental Leasing**, contributed **14.3%** to the 2023 Gross Domestic Product (GDP) of the county.

LARGEST INDUSTRY CLUSTERS



**FREIGHT
TRANSPORTATION**
2.98 LQ



**METAL & PRODUCTS
MANUFACTURING**
1.54 LQ



RETAIL
1.35 LQ



CONSTRUCTION
1.31 LQ



WOOD/PAPER
1.15 LQ

Location Quotient (LQ)

MAJOR EMPLOYERS

OF EMPLOYEES

KLLM Trucking	Richland, MS	Transportation Services	1,400
U.S. Foods	Flowood, MS	Food Supplier/Distribution	350
Wayne-Sanderson Farms	Flowood, MS	Frozen Food Manufacturing	300
Siemens Power Transmission	Richland, MS	Electrical Transformers	300
Ergon, Inc. (Corporate Headquarters)	Flowood, MS	Petroleum Product Manufacturing	275
Nucor Steel	Flowood, MS	Steel Bar Manufacturing	275



2025

SCOTT COUNTY

MISSISSIPPI



27,943
POPULATION

2.8%

UNEMPLOYMENT RATE
SEASONALLY ADJUSTED (NOV 24)

WORKFORCE

12,069 LABOR FORCE PARTICIPATION
14,575 TOTAL EMPLOYED IN COUNTY
6,932 TOTAL EMPLOYED IN MANUFACTURING

AVERAGE
COMMUTE TIME
 **25.3**
MINUTES

AVERAGE WAGE
\$44,240

AVERAGE MANUFACTURING WAGE
\$47,090

COST OF LIVING INDEX

SCOTT COUNTY | **81.9**
MISSISSIPPI | **87.1**
U.S. = 100



\$44,968
MEDIAN HOUSEHOLD INCOME



21.9%
POVERTY RATE

**RIGHT TO
WORK STATE**
6.1%

Private union membership in county

\$1.2 BILLION

GROSS DOMESTIC PRODUCT

The largest contributing sector, **Manufacturing**, contributed **44.2%** to the 2023 Gross Domestic Product (GDP) of the county.

LARGEST INDUSTRY CLUSTERS



**FOOD
MANUFACTURING**
30.53 LQ



AGRICULTURAL
6.69 LQ



**ELECTRIC/
ELECTRONICS
MANUFACTURING**
6.02 LQ



WOOD/PAPER
1.67 LQ



**PUBLIC
ADMINISTRATION**
1.66 LQ

Location Quotient (LQ)

MAJOR EMPLOYERS

OF EMPLOYEES

Koch Foods	Forest, MS	Poultry Processing	581
Scott County School District	Forest, MS	Primary and Secondary Education	437
Raytheon Company	Forest, MS	Electromedical and Control Instruments Mfg	400
Lackey Memorial Hospital	Forest, MS	Hospitals	318
Tyson Foods	Forest, MS	Poultry Processing	312



2025

SHARKEY COUNTY MISSISSIPPI



3,910
POPULATION

7.5%

**UNEMPLOYMENT
RATE** | SEASONALLY
ADJUSTED (NOV 24)

WORKFORCE

1,747 LABOR FORCE PARTICIPATION
1,091 TOTAL EMPLOYED IN COUNTY
210 TOTAL EMPLOYED IN AGRICULTURE

AVERAGE
COMMUTE TIME



21.8
MINUTES

AVERAGE WAGE

\$44,837

AVERAGE AGRICULTURE WAGE

\$73,848

COST OF LIVING INDEX

SHARKEY COUNTY | **81.9**
MISSISSIPPI | **87.1**
U.S. = 100



\$41,000

MEDIAN HOUSEHOLD INCOME



26.9%

POVERTY RATE

**RIGHT TO
WORK STATE**

2.9%

Private union membership in county

\$146 MILLION

GROSS DOMESTIC PRODUCT

The largest contributing sector, **Agriculture, Forestry, Fishing, and Hunting**, contributed **28.6%** to the 2023 Gross Domestic Product (GDP) of the county.

LARGEST INDUSTRY CLUSTERS



AGRICULTURAL
22.23 LQ



**PUBLIC
ADMINISTRATION**
6.07 LQ



COAL/OIL/POWER
3.15 LQ



EDUCATION
1.53 LQ



HEALTH CARE
1.19 LQ

Location Quotient (LQ)

MAJOR EMPLOYERS

OF EMPLOYEES

South Delta School District	Rolling Fork, MS	Primary and Secondary Education	189
Louisiana Extended Care Centers, Inc.	Rolling Fork, MS	Nursing and Residential Care	76
Sharkey County	Rolling Fork, MS	Executive and Legislature	75
Sharkey-Issaquena Community Hospital	Rolling Fork, MS	Hospitals	65
AGUP Equipment Company	Rolling Fork, MS	Machinery Wholesale	30



2025

SIMPSON COUNTY

MISSISSIPPI



25,889
POPULATION

3.2%

UNEMPLOYMENT RATE
SEASONALLY ADJUSTED (NOV 24)

WORKFORCE

10,947 LABOR FORCE PARTICIPATION
8,576 TOTAL EMPLOYED IN COUNTY
236 TOTAL EMPLOYED IN MANUFACTURING

AVERAGE
COMMUTE TIME
 **29.2**
MINUTES

AVERAGE WAGE
\$37,611

AVERAGE MANUFACTURING WAGE
\$33,704

COST OF LIVING INDEX

SIMPSON COUNTY  **83.6**
JACKSON MSA  **88.7**
MISSISSIPPI  **87.1**
U.S. = 100



\$50,867
MEDIAN HOUSEHOLD INCOME



17.1%
POVERTY RATE

**RIGHT TO
WORK STATE**

6.2%
Private union membership in county

\$662 MILLION

GROSS DOMESTIC PRODUCT

The largest contributing sector, **Health Care and Social Assistance**, contributed **24.1%** to the 2023 Gross Domestic Product (GDP) of the county.

LARGEST INDUSTRY CLUSTERS



AGRICULTURAL
3.69 LQ



HEALTH CARE
2.46 LQ



**PUBLIC
ADMINISTRATION**
2.44 LQ



**FOOD
MANUFACTURING**
1.73 LQ



CONSTRUCTION
1.35 LQ

Location Quotient (LQ)

MAJOR EMPLOYERS

OF EMPLOYEES

Simpson County School District	Mendenhall, MS	Primary and Secondary Education	500
Millcreek Management Corp	Magee, MS	Social and Rehabilitation Services	307
Magee Benevolent Association	Magee, MS	Hospitals	230
Walmart Inc.	Magee, MS	Department Stores	213
Simpson County	Magee, MS	Executive and Legislature	175



2025

SMITH COUNTY

MISSISSIPPI



14,310
POPULATION

3.1%

UNEMPLOYMENT RATE
SEASONALLY ADJUSTED (NOV 24)

WORKFORCE

5,535

LABOR FORCE PARTICIPATION

3,326

TOTAL EMPLOYED IN COUNTY

931

TOTAL EMPLOYED IN MANUFACTURING

AVERAGE
COMMUTE TIME



29.6
MINUTES

AVERAGE WAGE

\$47,850

AVERAGE MANUFACTURING WAGE

\$61,320

COST OF LIVING INDEX

SMITH COUNTY | **84.4**
MISSISSIPPI | **87.1**
U.S. = 100



\$51,983

MEDIAN HOUSEHOLD INCOME



18.2%

POVERTY RATE

**RIGHT TO
WORK STATE**

6.1%

Private union membership in county

\$441 MILLION

GROSS DOMESTIC PRODUCT

The largest contributing sector, **Manufacturing**, contributed **39%** to the 2023 Gross Domestic Product (GDP) of the county.

LARGEST INDUSTRY CLUSTERS



WOOD/PAPER
32.72 LQ



AGRICULTURAL
7.58 LQ



COAL/OIL/POWER
5.45 LQ



**METAL & PRODUCTS
MANUFACTURING**
3.87 LQ



TEXTILE/LEATHER
3.87 LQ

Location Quotient (LQ)

MAJOR EMPLOYERS

OF EMPLOYEES

West Jasper Consolidated Schools	Bay Springs, MS	Primary and Secondary Education	419
Smith County School District	Raleigh, MS	Primary and Secondary Education	400
Nexteer Automotive Corporation	Morton, MS	Motor Vehicle Parts Manufacturing	341
Southern Pine Electric Cooperative	Taylorsville, MS	Electricity Generation and Distribution	260
Roseburg Forest Products Co.	Taylorsville, MS	Wood Products	104



2025

STONE COUNTY

MISSISSIPPI



18,360
POPULATION

0.4%

POPULATION ANNUAL AVERAGE
GROWTH RATE



WORKFORCE

7,403
5,529
3.1%

LABOR FORCE PARTICIPATION
TOTAL EMPLOYED IN COUNTY
UNEMPLOYMENT RATE
(Seasonally Adjusted)

AVERAGE
COMMUTE TIME
35.0
MINUTES



AVERAGE WAGE
\$41,785

AVERAGE MANUFACTURING WAGE
\$60,700

COST OF LIVING INDEX



\$55,894
MEDIAN HOUSEHOLD INCOME



20.8%
POVERTY RATE

**RIGHT TO
WORK STATE**
4.4%

Private union membership in county

\$535 MILLION

GROSS DOMESTIC PRODUCT

The largest contributing sector, **Manufacturing**, contributed **22.2%** to the 2023 Gross Domestic Product (GDP) of the county.

LARGEST INDUSTRY CLUSTERS



WOOD/PAPER
10.77 LQ



AGRICULTURAL
3.49 LQ



**PUBLIC
ADMINISTRATION**
2.10 LQ



**FREIGHT
TRANSPORTATION**
1.95 LQ



EDUCATION
1.70 LQ

Location Quotient (LQ)

MAJOR EMPLOYERS

OF EMPLOYEES

Mississippi Gulf Coast Community College	Perkinston, MS	Community college	980
Stone County School District	Wiggins, MS	Primary and Secondary Education	500
Ten D Enterprises, Inc	Wiggins, MS	Restaurants and Bars	148
Dunn Paper, Inc.	Wiggins, MS	Paper Product Manufacturing	103
Anduril Industries	McHenry, MS	Solid Rocket Motor Production	80



2025

SUNFLOWER COUNTY

MISSISSIPPI



25,867
POPULATION

5.8%

UNEMPLOYMENT RATE
SEASONALLY ADJUSTED (NOV 24)

WORKFORCE

9,829

LABOR FORCE PARTICIPATION

9,426

TOTAL EMPLOYED IN COUNTY

309

TOTAL EMPLOYED IN MANUFACTURING

AVERAGE
COMMUTE TIME



19.2

MINUTES

AVERAGE WAGE

\$42,723

AVERAGE MANUFACTURING WAGE

\$53,860

COST OF LIVING INDEX

SUNFLOWER COUNTY
MISSISSIPPI
U.S. = 100



82.5
87.1



\$37,403

MEDIAN HOUSEHOLD INCOME



28.7%

POVERTY RATE

**RIGHT TO
WORK STATE**

5.4%

Private union membership in county

\$821 MILLION

GROSS DOMESTIC PRODUCT

The largest contributing sector, **Agriculture, Forestry, Fishing and Hunting**, contributed **14.2%** to the 2023 Gross Domestic Product (GDP) of the county.

LARGEST INDUSTRY CLUSTERS



**PUBLIC
ADMINISTRATION**
7.96 LQ



AGRICULTURAL
6.15 LQ



**FREIGHT
TRANSPORTATION**
1.47 LQ



HEALTH CARE
1.44 LQ



**FOOD
MANUFACTURING**
1.17 LQ

Location Quotient (LQ)

MAJOR EMPLOYERS

OF EMPLOYEES

Indianola School District	Indianola, MS	Primary and Secondary Education	400
Mississippi Delta Community College	Moorhead, MS	Colleges and Universities	325
Sunflower County School District	Indianola, MS	Primary and Secondary Education	300
Ruleville Manufacturing Company, Inc.	Ruleville, MS	Clothing and Apparel Manufacturing	218
South Sunflower County Hospital	Indianola, MS	Hospitals	200



2025

TALLAHATCHIE COUNTY MISSISSIPPI



12,621
POPULATION

4.5%

**UNEMPLOYMENT
RATE** | SEASONALLY
ADJUSTED (NOV 24)

WORKFORCE

5,023

LABOR FORCE PARTICIPATION

3,117

TOTAL EMPLOYED IN COUNTY

288

TOTAL EMPLOYED IN AGRICULTURE,
FORESTRY, FISHING AND HUNTING

AVERAGE
COMMUTE TIME



27.4

MINUTES

AVERAGE WAGE

\$46,274

AVERAGE AGRICULTURAL, FORESTRY,
FISHING AND HUNTING WAGE

\$74,238

COST OF LIVING INDEX

TALLAHATCHIE COUNTY
MISSISSIPPI
U.S. = 100



79.3

87.1



\$35,428

MEDIAN HOUSEHOLD INCOME



25.7%

POVERTY RATE

**RIGHT TO
WORK STATE**

3.2%

Private union membership in county

\$287 MILLION

GROSS DOMESTIC PRODUCT

The largest contributing sector, **Agriculture, Forestry, Fishing and Hunting**, contributed **19.9%** to the 2023 Gross Domestic Product (GDP) of the county.

LARGEST INDUSTRY CLUSTERS



AGRICULTURAL
15.00 LQ



**PUBLIC
ADMINISTRATION**
4.70 LQ



**FREIGHT
TRANSPORTATION**
2.77 LQ



**AUTO/
AUTO-RELATED**
2.34 LQ



CHEMICAL
1.66 LQ

Location Quotient (LQ)

MAJOR EMPLOYERS

OF EMPLOYEES

Tallahatchie General Hospital	Charleston, MS	General medical and surgical hospitals	315
East Tallahatchie School District	Sumner, MS	Public elementary and secondary schools	256
West Tallahatchie School District	Sumner, MS	Public elementary and secondary schools	225
Tutwiler Clinic, Inc.	Tutwiler, MS	Physicians and Health Practitioners	55
Sayle Propane LLC	Charleston, MS	Petroleum Wholesale	29



2025

TUNICA COUNTY MISSISSIPPI



9,797
POPULATION

5.3%

UNEMPLOYMENT
RATE SEASONALLY
ADJUSTED (NOV 24)

WORKFORCE

4,688

LABOR FORCE PARTICIPATION

6,429

TOTAL EMPLOYED IN COUNTY

431

TOTAL EMPLOYED IN MANUFACTURING

AVERAGE
COMMUTE TIME



27.2
MINUTES

AVERAGE WAGE

\$43,313

AVERAGE MANUFACTURING WAGE

\$51,104

COST OF LIVING INDEX

TUNICA COUNTY

MEMPHIS MSA

MISSISSIPPI

U.S. = 100



86.0

90.1

87.1



\$41,676

MEDIAN HOUSEHOLD INCOME



31.4%

POVERTY RATE

RIGHT TO
WORK STATE
3.5%

Private union membership in county

\$700 MILLION GROSS DOMESTIC PRODUCT

The largest contributing sector,
Accommodation and Food Services,
contributed **30.5%** to the 2023 Gross
Domestic Product (GDP) of the county.

LARGEST INDUSTRY CLUSTERS



AGRICULTURAL
5.51 LQ



**CONSUMER
SERVICES**
3.59 LQ



**PUBLIC
ADMINISTRATION**
2.68 LQ



**ELECTRIC/
ELECTRONICS
MANUFACTURING**
2.06 LQ



**FOOD
MANUFACTURING**
1.38 LQ

Location Quotient (LQ)

MAJOR EMPLOYERS

OF EMPLOYEES

Fitzgeralds Tunica Casino	Robinsonville, MS	Gambling establishment and accomodations	1,175
Gold Strike Casino	Robinsonville, MS	Gambling establishment and accomodations	850
Tunica County School District	Tunica, MS	Primary and Secondary Education	285
Coahoma Community College	Tunica, MS	Colleges and Universities	175
Magnolia Processing	Tunica, MS	Food Manufacturing	150



2025

WALTHALL COUNTY

MISSISSIPPI



13,888
POPULATION

4.4%

UNEMPLOYMENT RATE
SEASONALLY ADJUSTED (NOV 24)

WORKFORCE

5,528

LABOR FORCE PARTICIPATION

3,042

TOTAL EMPLOYED IN COUNTY

303

TOTAL EMPLOYED IN MANUFACTURING

AVERAGE
COMMUTE TIME



36.3

MINUTES

AVERAGE WAGE

\$35,930

AVERAGE MANUFACTURING WAGE

\$64,496

COST OF LIVING INDEX

WALTHALL COUNTY
MISSISSIPPI
U.S. = 100



81.6

87.1



\$37,145

MEDIAN HOUSEHOLD INCOME



20.3%

POVERTY RATE

**RIGHT TO
WORK STATE**

4.5%

Private union membership in county

\$262.5 MILLION
GROSS DOMESTIC PRODUCT

The largest contributing sector,
Manufacturing, contributed **17.9%** to the
2023 Gross Domestic Product (GDP) of
the county.

LARGEST INDUSTRY CLUSTERS



WOOD/PAPER
9.80 LQ



AGRICULTURAL
9.29 LQ



**PUBLIC
ADMINISTRATION**
4.12 LQ



**APPAREL/CUT
AND SEW
MANUFACTURING**
3.76 LQ



**ELECTRIC/ELECTRONICS
MANUFACTURING**
2.58 LQ

Location Quotient (LQ)

MAJOR EMPLOYERS

OF EMPLOYEES

Walthall County School District	Tylertown, MS	Primary and Secondary Education	400
County of Walthall	Tylertown, MS	County Government	100
Brigade Manufacturing	Tylertown, MS	Apparel Manufacturing	70
RK Wallace Construction	Jayess, MS	Residential and Commercial Building Construction	60
Walthall County General Hospital	Tylertown, MS	Hospitals	56



2025

WARREN COUNTY

MISSISSIPPI



44,341
POPULATION

3.6%

UNEMPLOYMENT RATE
SEASONALLY ADJUSTED (NOV 24)

WORKFORCE

20,218 LABOR FORCE PARTICIPATION
20,432 TOTAL EMPLOYED IN COUNTY
2,568 TOTAL EMPLOYED IN MANUFACTURING

AVERAGE
COMMUTE TIME



21.1

MINUTES

AVERAGE WAGE

\$54,056

AVERAGE MANUFACTURING WAGE

\$68,446

COST OF LIVING INDEX

WARREN COUNTY | **86.5**
MISSISSIPPI | **87.1**
U.S. = 100



\$52,985

MEDIAN HOUSEHOLD INCOME



18.1%

POVERTY RATE

**RIGHT TO
WORK STATE**

4.7%

Private union membership in county

\$2.6 BILLION

GROSS DOMESTIC PRODUCT

The largest contributing sector, **Professional, Scientific, and Technical Services**, contributed **21.1%** to the 2023 Gross Domestic Product (GDP) of the county.

LARGEST INDUSTRY CLUSTERS



WOOD/PAPER
4.54 LQ



**FOOD
MANUFACTURING**
3.58 LQ



**FREIGHT
TRANSPORTATION**
1.84 LQ



**PUBLIC
ADMINISTRATION**
1.37 LQ



**ELECTRIC/
ELECTRONICS
MANUFACTURING**
1.24 LQ

Location Quotient (LQ)

MAJOR EMPLOYERS

OF EMPLOYEES

Ameristar Casino Vicksburg, Inc.	Vicksburg, MS	Gambling and Casinos	7,200
Vicksburg Healthcare LLC	Vicksburg, MS	Hospitals	1,500
US Army Corps of Engineers	Vicksburg, MS	National Security and International Affairs	1,400
Vicksburg Warren School District	Vicksburg, MS	Elementary and secondary schools	965
Cooper Lighting, LLC	Vicksburg, MS	Electrical Equipment & Appliances Mfg	953



2025

WASHINGTON COUNTY MISSISSIPPI



44,604
POPULATION

5.8%

**UNEMPLOYMENT
RATE** | SEASONALLY
ADJUSTED (NOV 24)

WORKFORCE

18,269

LABOR FORCE PARTICIPATION

15,901

TOTAL EMPLOYEES IN COUNTY

988

TOTAL EMPLOYEES IN MANUFACTURING

AVERAGE
COMMUTE TIME



19.7

MINUTES

AVERAGE WAGE

\$43,001

AVERAGE MANUFACTURING WAGE

\$63,334

COST OF LIVING INDEX

WASHINGTON COUNTY
MISSISSIPPI
U.S. = 100



82.8
87.1



\$52,985

MEDIAN HOUSEHOLD INCOME



29.3%

POVERTY RATE

**RIGHT TO
WORK STATE**

4.0%

Private union membership in county

\$1.7 BILLION

GROSS DOMESTIC PRODUCT

The largest contributing sector, **Real Estate and Rental and Leasing**, contributed **13.8%** to the 2023 Gross Domestic Product (GDP) of the county.

LARGEST INDUSTRY CLUSTERS



AGRICULTURAL
5.14 LQ



**PUBLIC
ADMINISTRATION**
2.23 LQ



CHEMICAL
1.84 LQ



HEALTH
1.36 LQ



**AUTO/
AUTO-RELATED**
1.32 LQ

Location Quotient (LQ)

MAJOR EMPLOYERS

OF EMPLOYEES

Greenville Public Schools	Greenville, MS	Primary and Secondary Education	1,413
Delta Health System	Greenville, MS	Hospitals	800
Harlow's Casino	Greenville, MS	Casinos	480
Magnolia Management Corporation	Greenville, MS	Nursing and Residential Care	459
City of Greenville	Greenville, MS	Executive and Legislature	425



2025

WAYNE COUNTY

MISSISSIPPI



19,760
POPULATION

4.3%

UNEMPLOYMENT RATE
SEASONALLY ADJUSTED (NOV 24)

WORKFORCE

8,413
5,561
493

LABOR FORCE PARTICIPATION
TOTAL EMPLOYED IN COUNTY
TOTAL EMPLOYED IN MANUFACTURING

AVERAGE
COMMUTE TIME
 **30.5**
MINUTES

AVERAGE WAGE
\$43,559

AVERAGE MANUFACTURING WAGE
\$57,607

COST OF LIVING INDEX

WAYNE COUNTY | **85.2**
MISSISSIPPI | **87.1**
U.S. = 100



\$34,875
MEDIAN HOUSEHOLD INCOME



22.1%
POVERTY RATE

**RIGHT TO
WORK STATE**
3.8%

Private union membership in county

\$576 MILLION

GROSS DOMESTIC PRODUCT

The largest contributing sector, **Manufacturing**, contributed **16.2%** to the 2023 Gross Domestic Product (GDP) of the county.

LARGEST INDUSTRY CLUSTERS



WOOD/PAPER
11.73 LQ



AGRICULTURAL
4.66 LQ



**PUBLIC
ADMINISTRATION**
2.57 LQ



COAL/OIL/POWER
1.46 LQ



**FREIGHT
TRANSPORTATION**
1.42 LQ

Location Quotient (LQ)

MAJOR EMPLOYERS

OF EMPLOYEES

Wayne County School District	Waynesboro, MS	Public elementary and secondary schools	570
Wayne General Hospital, Inc.	Waynesboro, MS	General medical and surgical hospitals	320
Clark Oil Company, Inc. (Headquarters)	Waynesboro, MS	Filling stations, gasoline	260
Odom Industries	Waynesboro, MS	Basic Chemical Manufacturing	120
SipCam Agro USA, Inc.	Waynesboro, MS	Agricultural Chemical Manufacturing	120



2025

WEBSTER COUNTY

MISSISSIPPI

**9,942**
POPULATION**3.8%****UNEMPLOYMENT RATE**
SEASONALLY ADJUSTED (NOV 24)

WORKFORCE

4,392

LABOR FORCE PARTICIPATION

2,502

TOTAL EMPLOYED IN COUNTY

201

TOTAL EMPLOYED IN MANUFACTURING

AVERAGE
COMMUTE TIME**31.4**

MINUTES

AVERAGE WAGE

\$38,909

AVERAGE MANUFACTURING WAGE

\$49,144

COST OF LIVING INDEX

WEBSTER COUNTY | **82.7**
MISSISSIPPI | **87.1**
U.S. = 100

**\$55,657**

MEDIAN HOUSEHOLD INCOME

**15.8%**

POVERTY RATE

**RIGHT TO
WORK STATE****3.9%**

Private union membership in county

\$196.5 MILLION

GROSS DOMESTIC PRODUCT

The largest contributing sector, **Health Care and Social Assistance**, contributed **14.5%** to the 2023 Gross Domestic Product (GDP) of the county.

LARGEST INDUSTRY CLUSTERS

**AGRICULTURAL**
5.74 LQ**METAL & PRODUCT
MANUFACTURING**
5.41 LQ**WOOD/PAPER**
4.60 LQ**PUBLIC
ADMINISTRATION**
3.57 LQ**AUTO/
AUTO-RELATED**
1.60 LQ

Location Quotient (LQ)

MAJOR EMPLOYERS

OF EMPLOYEES

Webster County School District	Eupora, MS	Public elementary and secondary schools	384
Webster Health Services, Inc.	Eupora, MS	General medical and surgical hospitals	209
County of Webster	Walthall, MS	County Governments	145
Sly, Inc.	Mathiston, MS	Machinery & Equipment Mfg	30
Central Mississippi, Inc.	Eupora, MS	Social and Rehabilitation Services	29



2025

WILKINSON COUNTY

MISSISSIPPI



8,531
POPULATION

5.8%

UNEMPLOYMENT RATE
SEASONALLY ADJUSTED (NOV 24)

WORKFORCE

2,986
1,777
136

LABOR FORCE PARTICIPATION TOTAL
EMPLOYED IN COUNTY
TOTAL EMPLOYED IN MANUFACTURING

AVERAGE
COMMUTE TIME
 **35.2**
MINUTES

AVERAGE WAGE
\$36,815

AVERAGE MANUFACTURING WAGE
\$48,813

COST OF LIVING INDEX

WILKINSON COUNTY | **78.7**
MISSISSIPPI | **87.1**
U.S. = 100



\$34,928
MEDIAN HOUSEHOLD INCOME



21.5%
POVERTY RATE

**RIGHT TO
WORK STATE**
4.3%

Private union membership in county

\$155 MILLION

GROSS DOMESTIC PRODUCT

The largest contributing sector, **Health Care and Social Assistance**, contributed **16.7%** to the 2023 Gross Domestic Product (GDP) of the county.

LARGEST INDUSTRY CLUSTERS



WOOD/PAPER
12.36 LQ



**PUBLIC
ADMINISTRATION**
5.20 LQ



AGRICULTURAL
4.25 LQ



UTILITIES
2.51 LQ



HEALTH CARE
1.66 LQ

Location Quotient (LQ)

MAJOR EMPLOYERS

OF EMPLOYEES

Wilkinson County School District	Woodville, MS	Public elementary and secondary schools	225
Field Memorial Community Hospital	Centreville, MS	Hospital	152
Fred Netterville Lumber Company	Woodville, MS	Sawmills and planing mills	120
County of Wilkinson	Woodville, MS	Executive and Legislature	75
Buffalo Services	Centreville, MS	Grocery Stores	43



2025

YAZOO COUNTY

MISSISSIPPI



27,467
POPULATION

4.4%

UNEMPLOYMENT RATE
SEASONALLY ADJUSTED (NOV 24)

WORKFORCE

10,105

LABOR FORCE PARTICIPATION

7,099

TOTAL EMPLOYED IN COUNTY

586

TOTAL EMPLOYED IN MANUFACTURING

AVERAGE
COMMUTE TIME



25.4
MINUTES

AVERAGE WAGE

\$50,150

AVERAGE MANUFACTURING WAGE

\$89,853

COST OF LIVING INDEX

YAZOO COUNTY
MISSISSIPPI
U.S. = 100



84.6
87.1



\$52,985

MEDIAN HOUSEHOLD INCOME



29.1%

POVERTY RATE

**RIGHT TO
WORK STATE**

5.9%

Private union membership in county

\$825 MILLION

GROSS DOMESTIC PRODUCT

The largest contributing sector, **Public Administration**, contributed **20.8%** to the 2023 Gross Domestic Product (GDP) of the county.

LARGEST INDUSTRY CLUSTERS



AGRICULTURAL
9.18 LQ



**PUBLIC
ADMINISTRATION**
7.77 LQ



COAL/OIL/POWER
2.82 LQ



PHARMACEUTICAL
2.35 LQ



CONSTRUCTION
1.57 LQ

Location Quotient (LQ)

MAJOR EMPLOYERS

OF EMPLOYEES

Yazoo City Municipal School District	Yazoo City, MS	Primary and Secondary Education	400
Magnolia Health Plan Inc.	Yazoo City, MS	Health Services	305
Yazoo County School District	Yazoo City, MS	Primary and Secondary Education	250
CF Industries, Inc.	Yazoo City, MS	Agricultural Chemical Manufacturing	214
Simmons Farm Raised Catfish, Inc.	Yazoo City, MS	Food Manufacturing	200



2025

GULFPORT-BILOXI, MS MSA

COUNTIES INCLUDE: HANCOCK, HARRISON, JACKSON, AND STONE



416,839
POPULATION

0.5%

POPULATION ANNUAL AVERAGE
GROWTH RATE

WORKFORCE

191,980 LABOR FORCE PARTICIPATION
172,246 TOTAL EMPLOYED IN MSA
3.2% UNEMPLOYMENT RATE
(Seasonally Adjusted)

AVERAGE
COMMUTE TIME
25.7
MINUTES

AVERAGE WAGE
\$51,273

AVERAGE MANUFACTURING WAGE
\$79,483

COST OF LIVING INDEX

GULFPORT-BILOXI MSA 93.0
MISSISSIPPI 87.1
U.S. = 100



\$57,906
MEDIAN HOUSEHOLD INCOME



17.0%
POVERTY RATE

RIGHT TO
WORK STATE
4.1%

Private union membership in MSA

\$24.3 BILLION

GROSS DOMESTIC PRODUCT

The largest contributing sector, **Manufacturing**, contributed **24.8%** to the 2023 Gross Domestic Product (GDP) of the MSA.

LARGEST INDUSTRY CLUSTERS



MACHINERY
MANUFACTURING
4.06 LQ



COAL/OIL/POWER
2.43 LQ



UTILITIES
1.72 LQ



PUBLIC
ADMINISTRATION
1.63 LQ



CONSUMER
SERVICES
1.43 LQ

Location Quotient (LQ)

MAJOR EMPLOYERS

OF EMPLOYEES

Keesler Air Force Base	Biloxi, MS	Military Base	11,276
Huntington Inglass Industries	Pascagoula, MS	Naval Shipbuilding	10,983
Naval Construction Battalion Center	Gulfport, MS	Military Base	5,500
Memorial Hospital	Gulfport, MS	Hospitals	4,800
Beau Rivage Resort & Casino	Biloxi, MS	Casinos	2,930



2025

HATTIESBURG, MS MSA

COUNTIES INCLUDE: COVINGTON, FORREST, LAMAR, AND PERRY



153,853
POPULATION

0.5%

POPULATION ANNUAL AVERAGE
GROWTH RATE



WORKFORCE

75,074

LABOR FORCE PARTICIPATION

67,846

TOTAL EMPLOYED IN MSA

3.1%

UNEMPLOYMENT RATE

(Seasonally Adjusted)

AVERAGE
COMMUTE TIME



23.6

MINUTES

AVERAGE WAGE

\$46,993

AVERAGE MANUFACTURING WAGE

\$60,403

COST OF LIVING INDEX

GULFPORT-BILOXI MSA
MISSISSIPPI
U.S. = 100



89.2

87.1



\$57,165

MEDIAN HOUSEHOLD INCOME



20.1%

POVERTY RATE

**RIGHT TO
WORK STATE**

4.0%

Private union membership in MSA

\$7.7 BILLION

GROSS DOMESTIC PRODUCT

The largest contributing sector, **Health Care and Social Assistance**, contributed **16.8%** to the 2023 Gross Domestic Product (GDP) of the MSA.

LARGEST INDUSTRY CLUSTERS



WOOD/PAPER
2.50 LQ



**FOOD
MANUFACTURING**
1.64 LQ



COAL/OIL/POWER
1.41 LQ



HEALTH CARE
1.35 LQ



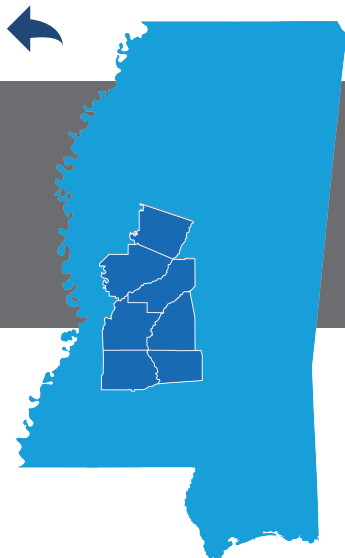
**AUTO/
AUTO-RELATED**
1.29 LQ

Location Quotient (LQ)

MAJOR EMPLOYERS

OF EMPLOYEES

Forrest General Health Services, Inc.	Hattiesburg, MS	General Medical and Surgical Hospitals	3,500
The University of Southern Mississippi	Hattiesburg, MS	Colleges and Universities	2,300
Hattiesburg Clinic	Hattiesburg, MS	Physicians and Health Practitioners	2,218
Camp Shelby	Hattiesburg, MS	Military Base	1,800
Mar-Jac Poultry	Hattiesburg, MS	Food Manufacturing	1,150



2025

JACKSON, MS MSA

COUNTIES INCLUDE: COPIAH, HINDS, HOLMES, MADISON, RANKIN, SIMPSON AND YAZOO



619,340
POPULATION

3.1%

UNEMPLOYMENT RATE
SEASONALLY ADJUSTED (NOV 24)

WORKFORCE

294,794 LABOR FORCE PARTICIPATION
296,424 TOTAL EMPLOYED IN MSA
26,649 TOTAL EMPLOYED IN MANUFACTURING

AVERAGE
COMMUTE TIME



25.1
MINUTES

AVERAGE WAGE

\$52,466

AVERAGE MANUFACTURING WAGE

\$61,409

COST OF LIVING INDEX

JACKSON MSA **88.7**
MISSISSIPPI **87.1**
U.S. = 100



\$60,225

MEDIAN HOUSEHOLD INCOME



16.7%

POVERTY RATE

**RIGHT TO
WORK STATE**

6.4%

Private union membership in MSA

\$35.5 BILLION

GROSS DOMESTIC PRODUCT

The largest contributing sector, **Real Estate and Rental and Leasing**, contributed **14%** to the 2023 Gross Domestic Product (GDP) of the MSA.

LARGEST INDUSTRY CLUSTERS



**FOOD
MANUFACTURING**
2.63 LQ



**AUTO/
AUTO-RELATED**
1.82 LQ



**FREIGHT
TRANSPORTATION**
1.44 LQ



**PUBLIC
ADMINISTRATION**
1.36 LQ



HEALTH CARE
1.24 LQ

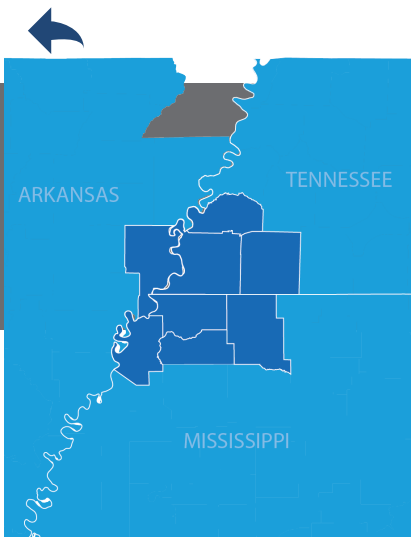
Location Quotient (LQ)

MAJOR EMPLOYERS

OF EMPLOYEES

The State of Mississippi	Jackson, MS	Executive and Legislature	27,775
The University of Mississippi Medical Center	Jackson, MS	Hospitals	9,000
University Physicians, PLLC	Jackson, MS	Hospitals	8,216
Nissan North America	Madison, MS	Automotive	5,000
Jackson Public School District	Jackson, MS	Primary and Secondary Education	4,200

2025



MEMPHIS, TN-MS-AR MSA

COUNTIES INCLUDE: CRITTENDEN, AR, DESOTO, MS, MARSHALL, MS, TATE, MS, TUNICA, MS, FAYETTE, TN, SHELBY, TN, TIPTON, TN



1,343,441
POPULATION

4.5%

UNEMPLOYMENT RATE
SEASONALLY ADJUSTED (NOV 24)

WORKFORCE

669,328 LABOR FORCE PARTICIPATION
677,959 TOTAL EMPLOYED IN MSA
43,212 TOTAL EMPLOYED IN MANUFACTURING

AVERAGE
COMMUTE TIME



24.4

MINUTES

AVERAGE WAGE

\$63,303

AVERAGE MANUFACTURING WAGE

\$81,092

COST OF LIVING INDEX

GULFPORT-BILOXI MSA **90.1**
MISSISSIPPI **87.1**
U.S. = 100



\$62,754

MEDIAN HOUSEHOLD INCOME



16.5%

POVERTY RATE

**RIGHT TO
WORK STATE**

3.7%

Private union membership in MSA

\$98.9 BILLION
GROSS DOMESTIC PRODUCT

The largest contributing sector, **Real Estate and Rental and Leasing**, contributed **12.9%** to the 2023 Gross Domestic Product (GDP) of the MSA.

LARGEST INDUSTRY CLUSTERS



**FREIGHT
TRANSPORTATION**
3.20 LQ



**CONSUMER
SERVICES**
1.12 LQ



RETAIL
1.10 LQ



**PUBLIC
ADMINISTRATION**
1.04 LQ



CHEMICAL
1.01 LQ

Location Quotient (LQ)

MAJOR EMPLOYERS

OF EMPLOYEES

FEDEX Corp.	Memphis, TN	Transportation, E-commerce & Business Services	30,000
United States Government	Memphis, TN	Federal Government	14,000
Memphis-Shelby County Schools	Memphis, TN	Primary and Secondary Education	13,900
Tennessee State Government	Memphis, TN	State Government	13,400
Methodist Le Bonheur Healthcare	Memphis, TN	Integrated Health Care	12,781