

JACKSON COUNTY AVIATION TECH PARK

45 MINUTE DRIVE-TIME (COUNTY LEVEL)



1,048,395
POPULATION

3.1%

UNEMPLOYMENT
RATE | SEASONALLY
ADJUSTED

WORKFORCE

479,038 LABOR FORCE PARTICIPATION
441,745 TOTAL EMPLOYMENT
39,623 MANUFACTURING EMPLOYMENT

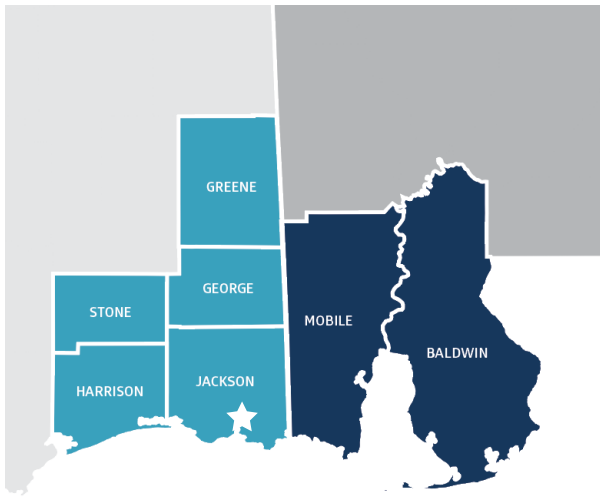
AVERAGE
COMMUTE TIME
 **25.8**
MINUTES

AVERAGE WAGE
\$52,103

AVERAGE MANUFACTURING WAGE
\$79,025

OCCUPATIONAL REPORT

SOC CODE	TITLE	EMPLOYED (Place of Residence)	UNEMPL	EMPLOYED (TRANSFER- ABLE SKILLS)	UNEMPL (TRANSFER- ABLE SKILLS)	REGIONAL AVERAGE WAGE	NATIONAL AVERAGE WAGE
51-2092	Team Assemblers	3,135	153	2,308	77	\$36,600	\$42,900
51-1011	First-Line Supervisors of Production and Operating Workers	2,780	39	4,873	58	\$80,600	\$73,400
51-9061	Inspectors, Testers, Sorters, Samplers, and Weighers	1,838	52	4,482	257	\$50,600	\$50,400
53-7062	Laborers and Freight, Stock, and Material Movers, Hand	8,039	504	102	2	\$35,200	\$39,700
51-9111	Packaging and Filling Machine Operators and Tenders	476	20	11,188	690	\$37,200	\$41,400
51-4121	Welders, Cutters, Solderers, and Brazers	2,885	95	11,781	523	\$57,600	\$53,600
51-2028	Electrical, Electronic, and Electromechanical Equipment Assemblers, Except Coil Winders, Tapers, and Finishers	345	17	30	2	\$37,700	\$44,300
11-1021	General and Operations Managers	9,121	124	15,600	207	\$109,300	\$128,800
17-2112	Industrial Engineers	820	11	2,694	52	\$107,100	\$104,700
51-4041	Machinists	1,105	41	1,010	18	\$58,400	\$54,500
41-4012	Sales Representatives, Wholesale and Manufacturing, Except Technical and Scientific Products	3,521	63	684	9	\$74,100	\$81,100
43-5071	Shipping, Receiving, and Inventory Clerks	1,687	74	23,492	1,035	\$42,300	\$43,200
51-9161	Computer Numerically Controlled Tool Operators	309	2	814	16	\$48,200	\$50,700
51-4031	Cutting, Punching, and Press Machine Setters, Operators, and Tenders, Metal and Plastic	401	7	11,712	483	\$46,200	\$44,700
53-3032	Heavy and Tractor-Trailer Truck Drivers	6,998	202	4,148	134	\$52,700	\$56,200
49-9041	Industrial Machinery Mechanics	2,312	32	8,355	151	\$67,900	\$65,000
11-3051	Industrial Production Managers	442	3	13,557	196	\$130,300	\$126,500
53-7051	Industrial Truck and Tractor Operators	2,162	96	13,506	698	\$44,100	\$45,700
49-9071	Maintenance and Repair Workers, General	4,327	102	331	12	\$41,800	\$50,300
13-2011	Accountants and Auditors	4,175	43	1,912	34	\$75,100	\$90,600



GULF OF MEXICO

AREA PROFILE

The Jackson County Aviation Tech Park 45 minute drive-time is defined as the counties of Greene, Stone, George, Harrison, Jackson, Mobile (AL), and Baldwin (AL).

Within this region, approximately **142,322** people have monthly earnings of between **\$1,251** to **\$3,333**.

52.6% of the workers in this earnings bracket are between the ages of **30 and 54 years**. **26.1%** are age **29 or younger**, and **21.3%** are age **55 or older** (table 1).

TABLE 1 - JOBS BY WORKERS AGE
(Workers Earning \$1,251 to \$3,333 per month)

	2018	
	COUNT	SHARE
Age 29 or younger	37,104	26.1%
Age 30 to 54	74,873	52.6%
Age 55 or older	30,345	21.3%
TOTAL PRIMARY JOBS	142,322	100.0%

TABLE 2 - JOBS BY NAICS INDUSTRY SECTOR
(Workers Earning \$1,251 to \$3,333 per month)

	2018	
	COUNT	SHARE
Agriculture, Forestry, Fishing and Hunting	1,023	0.7%
Mining, Quarrying, and Oil and Gas Extraction	60	0.0%
Utilities	581	0.4%
Construction	8,115	5.7%
Manufacturing	6,949	4.9%
Wholesale Trade	3,823	2.7%
Retail Trade	23,722	16.7%
Transportation and Warehousing	4,001	2.8%
Information	1,271	0.9%
Finance and Insurance	4,280	3.0%
Real Estate and Rental and Leasing	3,178	2.2%
Professional, Scientific, and Technical Services	4,988	3.5%
Management of Companies and Enterprises	1,038	0.7%
Administration & Support, Waste Management	9,670	6.8%
Educational Services	10,031	7.0%
Health Care and Social Assistance	24,090	16.9%
Arts, Entertainment, and Recreation	1,490	1.0%
Accommodation and Food Services	22,948	16.1%
Other Services (excluding Public Admin)	4,008	2.8%
Public Administration	7,056	5.0%

Within this region and earnings bracket, 16.9% are employed in Healthcare and Social Assistance, 16.7% in Retail Trade, and 16.1% in Accommodation and Food Services. **4.9% are employed in Manufacturing.** (table 2).

COMMUTING PATTERNS

A **majority of the workers** in this earnings bracket live **less than 10 miles** from work. **28.4%** live **10-24 miles** from work, and **11.8%** live **greater than 50 miles** from work (table 3).

The largest amount of workers in this earnings bracket live in the **City of Mobile, AL**, followed by the cities of Gulfport, MS, Biloxi, MS, Prichard, AL, Daphne, AL and Foley, AL (table 4).

TABLE 3 - DISTANCE TRAVELED FROM HOME TO WORK WITHIN REGION

(Workers Earning \$1,251 to \$3,333 per month)

	2018	
	COUNT	SHARE
Less than 10 miles	70,848	49.8%
10 to 24 miles	40,371	28.4%
25 to 50 miles	14,367	10.1%
Greater than 50 miles	16,736	11.8%
TOTAL PRIMARY JOBS	142,322	100.0%

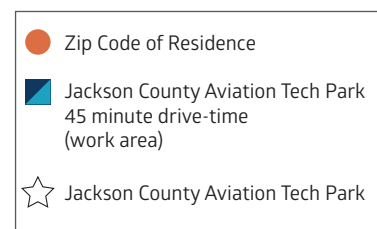
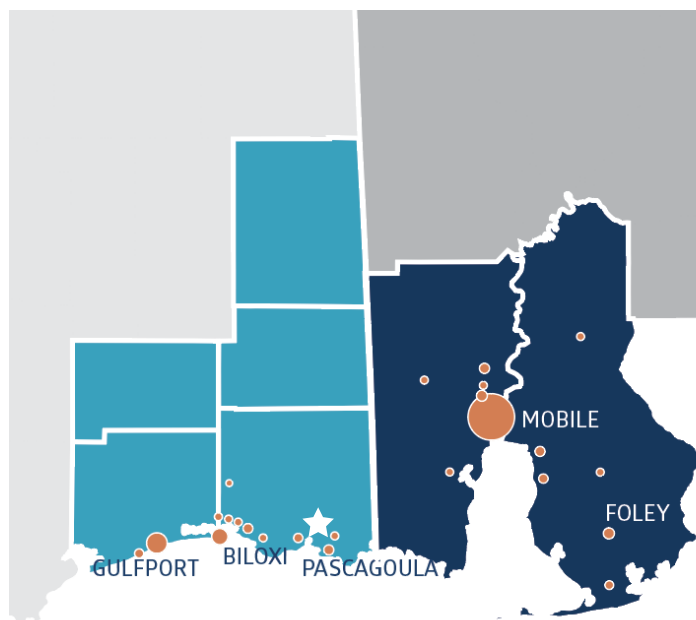


TABLE 4 - WHERE WORKERS LIVE WHO WORK IN REGION

(Workers Earning \$1,251 to \$3,333 per month)

	2018	
	COUNT	SHARE
Mobile, AL	25,638	18.0%
Gulfport, MS	9,290	6.6%
Biloxi, MS	5,755	4.1%
Prichard, AL	3,100	2.2%
Daphne, AL	2,742	1.9%
Foley, AL	2,703	1.9%
Pascagoula, MS	2,501	1.8%
Tillmans Corner, AL	2,363	1.7%
Gautier, MS	2,277	1.6%
Ocean Springs, MS	2,024	1.4%
Fairhope, AL	1,917	1.3%
Saraland, AL	1,710	1.2%
Long Beach, MS	1,679	1.2%
Gulf Shores, AL	1,570	1.1%
D'Iberville, MS	1,520	1.1%
Moss Point, MS	1,499	1.1%
St. Martin, MS	1,247	0.9%
Bay Minette, AL	1,199	0.8%
Gulf Hills, MS	1,147	0.8%
Chickasaw, AL	1,040	0.7%
Latimer, MS	950	0.7%
Semmes, AL	876	0.6%
Robertsdale, AL	829	0.6%
Theodore, AL	813	0.6%
Gulf Park Estates, MS	760	0.5%
ALL OTHER LOCATIONS	63,451	45.6%