

GREENE COUNTY RAIL SITE

45 MINUTE DRIVE-TIME



1,077,000
POPULATION

3.2%

**UNEMPLOYMENT
RATE** | SEASONALLY
ADJUSTED

WORKFORCE

487,379 LABOR FORCE PARTICIPATION
459,797 TOTAL EMPLOYMENT
51,154 MANUFACTURING EMPLOYMENT

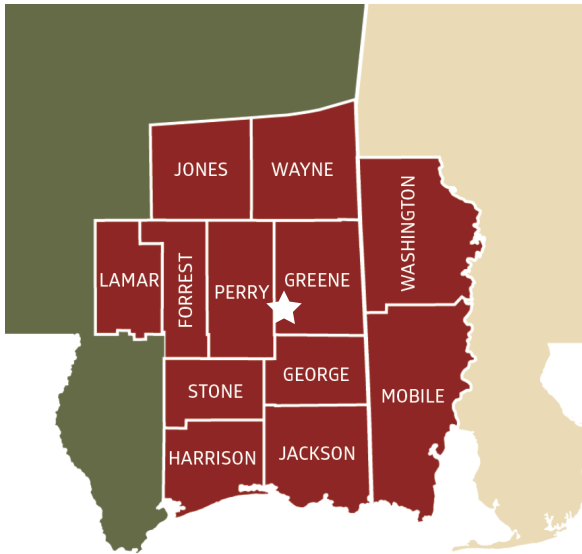
AVERAGE
COMMUTE TIME
 **25.5**
MINUTES

AVERAGE WAGE
\$52.021

AVERAGE MANUFACTURING WAGE
\$75.927

OCCUPATIONAL REPORT

SOC CODE	TITLE	EMPLOYED (Place of Residence)	UNEMPL	EMPLOYED (TRANSFER- ABLE SKILLS)	UNEMPL (TRANSFER- ABLE SKILLS)	REGIONAL AVERAGE WAGE	NATIONAL AVERAGE WAGE
51-2092	Team Assemblers	3,419	180	3,389	134	\$36,400	\$42,900
51-1011	First-Line Supervisors of Production and Operating Workers	3,153	46	4,758	61	\$80,300	\$73,400
51-9061	Inspectors, Testers, Sorters, Samplers, and Weighers	2,170	66	5,639	337	\$48,500	\$50,400
53-7062	Laborers and Freight, Stock, and Material Movers, Hand	8,827	593	118	3	\$34,900	\$39,700
51-9111	Packaging and Filling Machine Operators and Tenders	681	30	13,007	851	\$35,600	\$41,400
51-4121	Welders, Cutters, Solderers, and Brazers	3,042	103	13,846	662	\$57,300	\$53,600
51-2028	Electrical, Electronic, and Electromechanical Equipment Assemblers, Except Coil Winders, Tapers, and Finishers	1,082	59	34	3	\$38,000	\$44,300
11-1021	General and Operations Managers	9,327	139	15,784	226	\$105,000	\$128,800
17-2112	Industrial Engineers	866	13	2,733	59	\$108,000	\$104,700
51-4041	Machinists	1,300	50	1,076	19	\$56,100	\$54,500
41-4012	Sales Representatives, Wholesale and Manufacturing, Except Technical and Scientific Products	3,480	69	568	8	\$74,600	\$81,100
43-5071	Shipping, Receiving, and Inventory Clerks	2,045	96	23,397	1,117	\$41,100	\$43,200
51-9161	Computer Numerically Controlled Tool Operators	395	3	976	20	\$48,600	\$50,700
51-4031	Cutting, Punching, and Press Machine Setters, Operators, and Tenders, Metal and Plastic	511	10	13,952	623	\$45,400	\$44,700
53-3032	Heavy and Tractor-Trailer Truck Drivers	7,854	244	4,272	149	\$52,800	\$56,200
49-9041	Industrial Machinery Mechanics	2,506	37	8,690	169	\$68,700	\$65,000
11-3051	Industrial Production Managers	504	4	14,279	217	\$127,500	\$126,500
53-7051	Industrial Truck and Tractor Operators	2,384	113	14,725	820	\$44,100	\$45,700
49-9071	Maintenance and Repair Workers, General	4,425	114	289	13	\$41,300	\$50,300
13-2011	Accountants and Auditors	3,871	44	1,947	40	\$74,000	\$90,600



AREA PROFILE

The Greene County Rail Site 45 minute drive-time region is defined as the counties of Jones, Wayne, Lamar, Forrest, Perry, Greene, Stone, George, Harrison, Jackson, Mobile (AL), and Washington (AL) counties.

Within this region, approximately **152,584** people have monthly earnings of between **\$1,251** to **\$3,333**.

53% of the workers in this earnings bracket are between the ages of **30 and 54 years**. **25.4%** are age **29 or younger**, and **21.2%** are age **55 or older** (table 1).

TABLE 1 - JOBS BY WORKERS AGE
(Workers Earning \$1,251 to \$3,333 per month)
2018

	COUNT	SHARE
Age 29 or younger	38,752	25.4%
Age 30 to 54	81,556	53.4%
Age 55 or older	32,276	21.2%
TOTAL PRIMARY JOBS	152,584	100.0%

TABLE 2 - JOBS BY NAICS INDUSTRY SECTOR
(Workers Earning \$1,251 to \$3,333 per month)

	2018	
	COUNT	SHARE
Agriculture, Forestry, Fishing and Hunting	1,004	0.7%
Mining, Quarrying, and Oil and Gas Extraction	245	0.2%
Utilities	601	0.4%
Construction	8,028	5.3%
Manufacturing	10,946	7.2%
Wholesale Trade	4,247	2.8%
Retail Trade	23,943	15.7%
Transportation and Warehousing	4,857	3.2%
Information	1,341	0.9%
Finance and Insurance	4,741	3.1%
Real Estate and Rental and Leasing	2,750	1.8%
Professional, Scientific, and Technical Services	5,111	3.3%
Management of Companies and Enterprises	1,402	0.9%
Administration & Support, Waste Management	9,993	6.5%
Educational Services	11,696	7.7%
Health Care and Social Assistance	28,527	18.7%
Arts, Entertainment, and Recreation	1,185	0.8%
Accommodation and Food Services	20,224	13.3%
Other Services (excluding Public Admin)	3,881	2.5%
Public Administration	7,862	5.2%

Within this region and earnings bracket, 15.7% are employed in Retail Trade, 18.7% in Health Care and Social Assistance, and 13.3% in Accommodation and Food Services. The remaining industries all employ less than 10% of these workers (table 2).

COMMUTING PATTERNS

A majority of the workers in this earnings bracket live less than 10 miles from work. **24.5%** live **10-24 miles** from work, and nearly **15.6%** live **greater than 50 miles** from work (table 3).

The largest amount of workers in this earnings bracket live in the **City of Mobile, Alabama**, followed by the cities of Gulfport, MS, Biloxi, MS, Hattiesburg, MS, Prichard, AL, and Pascagoula, MS (table 4).

TABLE 3 - DISTANCE TRAVELED FROM HOME TO WORK WITHIN REGION

(Workers Earning \$1,251 to \$3,333 per month)

	2018 COUNT	2018 SHARE
Less than 10 miles	76,456	50.1%
10 to 24 miles	38,728	25.4%
25 to 50 miles	15,754	10.3%
Greater than 50 miles	21,646	14.2%
TOTAL PRIMARY JOBS	152,584	100.0%

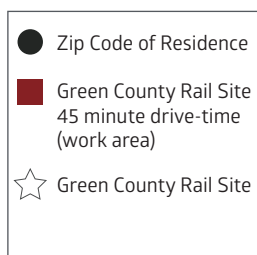
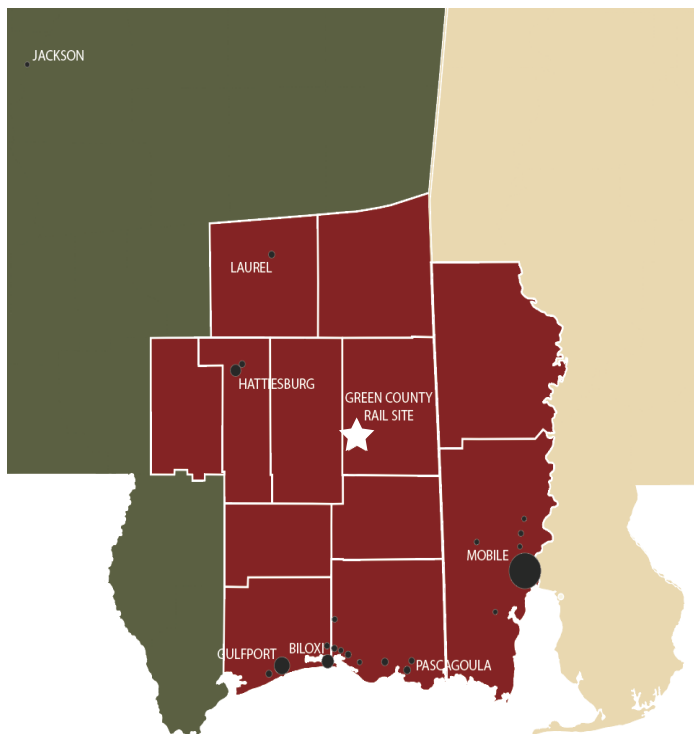


TABLE 4 - WHERE WORKERS LIVE WHO WORK IN REGION

(Workers Earning \$1,251 to \$3,333 per month)

	2018 COUNT	2018 SHARE
Mobile, AL	22,942	15.0%
Gulfport, MS	9,682	6.3%
Biloxi, MS	5,970	3.9%
Hattiesburg, MS	5,767	3.8%
Prichard, AL	2,725	1.8%
Pascagoula, MS	2,591	1.7%
Gautier, MS	2,331	1.5%
Laurel, MS	2,304	1.5%
Tillmans Corner, AL	2,103	1.4%
Ocean Springs, MS	2,075	1.4%
Long Beach, MS	1,752	1.1%
D'Iberville, MS	1,574	1.0%
Moss Point, MS	1,560	1.0%
Saraland, AL	1,543	1.0%
Petal, MS	1,434	0.9%
St. Martin, MS	1,280	0.8%
Gulf Hills, MS	1,169	0.8%
Daphne, AL	1,025	0.7%
Latimer, MS	967	0.6%
Chickasaw, AL	896	0.6%
Semmes, AL	802	0.5%
Gulf Park Estates, MS	772	0.5%
Theodore, AL	731	0.5%
Satsuma, AL	668	0.4%
Jackson, MS	645	0.4%
ALL OTHER LOCATIONS	77,276	50.6%