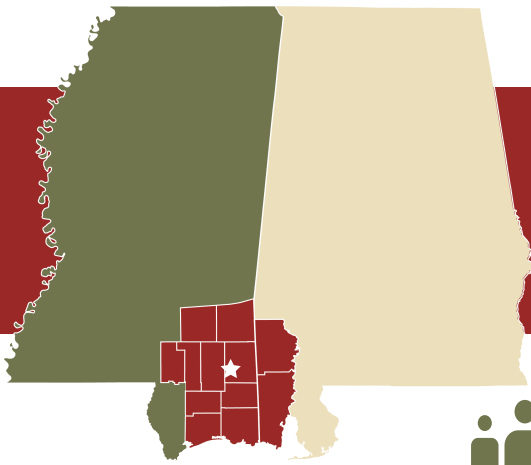


GREENE COUNTY RAIL SITE

45 MINUTE DRIVE-TIME



1,071,295
POPULATION

5.1%

UNEMPLOYMENT
RATE | APRIL
2021

WORKFORCE

502,492 CIVILIAN LABOR FORCE
446,783 TOTAL EMPLOYMENT
16,417 FORESTRY & LOGGING EMPLOYMENT

AVERAGE
COMMUTE TIME
 **25.9**
MINUTES

AVERAGE WAGE

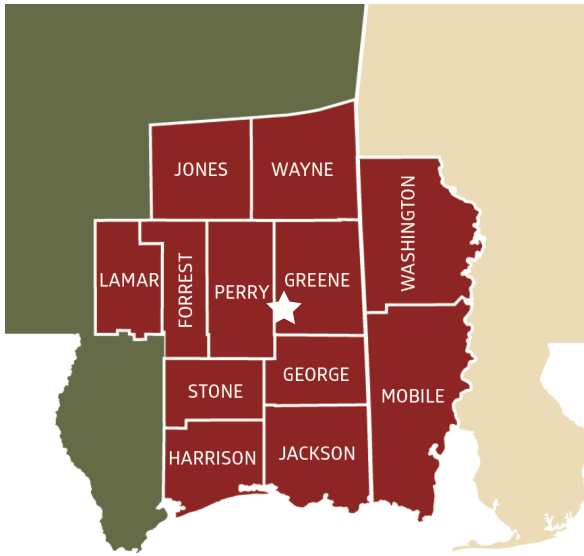
\$44,759

AVERAGE MANUFACTURING WAGE

\$43,297

OCCUPATIONAL REPORT

SOC CODE	TITLE	EMPLOYED (Place of Residence)	UNEMPL	EMPLOYED (TRANSFERABLE SKILLS)	UNEMPL (TRANSFERABLE SKILLS)	Median Hourly Wage
45-4022	Logging Equipment Operators	252	26	1,360	140	\$22.00
53-3032	Heavy and Tractor-Trailer Truck Drivers	2,070	146	1,222	91	\$20.87
45-4021	Fallers	49	5	424	41	\$17.65
45-4029	Logging Workers, All Other	34	3	0	0	\$19.21
45-1011	First-Line Supervisors of Farming, Fishing, and Forestry Workers	54	2	1,435	22	\$22.25
37-3013	Tree Trimmers and Pruners	65	3	244	26	\$19.10
19-1032	Foresters	28	2	0	0	\$19.33
45-4011	Forest and Conservation Workers	22	1	24	1	\$13.79
43-9061	Office Clerks, General	1,832	148	5,242	309	\$12.35
11-9198	Personal Service Managers, All Other; Entertainment and Recreation Managers, Except Gambling; and Managers, All Other	779	22	1,764	65	\$43.14
17-2199	Engineers, All Other	105	3	2,464	75	\$44.82
53-7062	Laborers and Freight, Stock, and Material Movers, Hand	2,382	256	5	1	\$12.40
49-3042	Mobile Heavy Equipment Mechanics, Except Engines	171	8	2,163	145	\$20.55
43-6014	Secretaries and Administrative Assistants, Except Legal, Medical, and Executive	2,388	113	2,335	173	\$15.50
43-3031	Bookkeeping, Accounting, and Auditing Clerks	1,273	62	1,300	81	\$16.37
41-9099	Sales and Related Workers, All Other	130	12	0	0	\$12.01
51-7041	Sawing Machine Setters, Operators, and Tenders, Wood	153	16	5,067	588	\$14.72
15-1251	Computer Programmers	134	4	456	14	\$54.43
11-9013	Farmers, Ranchers, and Other Agricultural Managers	1,039	9	54	2	\$24.10
11-1021	General and Operations Managers	2,024	102	5,044	225	\$35.22
47-2073	Operating Engineers and Other Construction Equipment Operators	457	41	88	8	\$17.64



AREA PROFILE

The Greene County Rail Site 45 minute drive-time region is defined as the counties of Jones, Wayne, Lamar, Forrest, Perry, Greene, Stone, George, Harrison, Jackson, Mobile (AL), and Washington (AL) counties.

Within this region, approximately **152,584** people have monthly earnings of between **\$1,251 to \$3,333**.

53% of the workers in this earnings bracket are between the ages of **30 and 54 years**. **25.4%** are age **29 or younger**, and **21.2%** are age **55 or older** (table 1).

TABLE 1 - JOBS BY WORKERS AGE
(Workers Earning \$1,251 to \$3,333 per month)
2018

	COUNT	SHARE
Age 29 or younger	38,752	25.4%
Age 30 to 54	81,556	53.4%
Age 55 or older	32,276	21.2%
TOTAL PRIMARY JOBS	152,584	100.0%

TABLE 2 - JOBS BY NAICS INDUSTRY SECTOR
(Workers Earning \$1,251 to \$3,333 per month)

	2018	
	COUNT	SHARE
Agriculture, Forestry, Fishing and Hunting	1,004	0.7%
Mining, Quarrying, and Oil and Gas Extraction	245	0.2%
Utilities	601	0.4%
Construction	8,028	5.3%
Manufacturing	10,946	7.2%
Wholesale Trade	4,247	2.8%
Retail Trade	23,943	15.7%
Transportation and Warehousing	4,857	3.2%
Information	1,341	0.9%
Finance and Insurance	4,741	3.1%
Real Estate and Rental and Leasing	2,750	1.8%
Professional, Scientific, and Technical Services	5,111	3.3%
Management of Companies and Enterprises	1,402	0.9%
Administration & Support, Waste Management	9,993	6.5%
Educational Services	11,696	7.7%
Health Care and Social Assistance	28,527	18.7%
Arts, Entertainment, and Recreation	1,185	0.8%
Accommodation and Food Services	20,224	13.3%
Other Services (excluding Public Admin)	3,881	2.5%
Public Administration	7,862	5.2%

Within this region and earnings bracket, 15.7% are employed in Retail Trade, 18.7% in Health Care and Social Assistance, and 13.3% in Accommodation and Food Services. The remaining industries all employ less than 10% of these workers (table 2).

COMMUTING PATTERNS

A majority of the workers in this earnings bracket live less than 10 miles from work. **24.5%** live **10-24 miles** from work, and nearly **15.6%** live **greater than 50 miles** from work (table 3).

The largest amount of workers in this earnings bracket live in the **City of Mobile, Alabama**, followed by the cities of Gulfport, MS, Biloxi, MS, Hattiesburg, MS, Prichard, AL, and Pascagoula, MS (table 4).

TABLE 3 - DISTANCE TRAVELED FROM HOME TO WORK WITHIN REGION

(Workers Earning \$1,251 to \$3,333 per month)

	2018	
	COUNT	SHARE
Less than 10 miles	76,456	50.1%
10 to 24 miles	38,728	25.4%
25 to 50 miles	15,754	10.3%
Greater than 50 miles	21,646	14.2%
TOTAL PRIMARY JOBS	152,584	100.0%

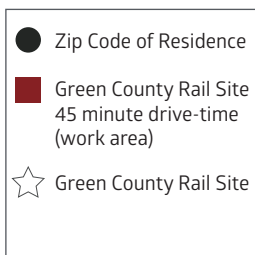
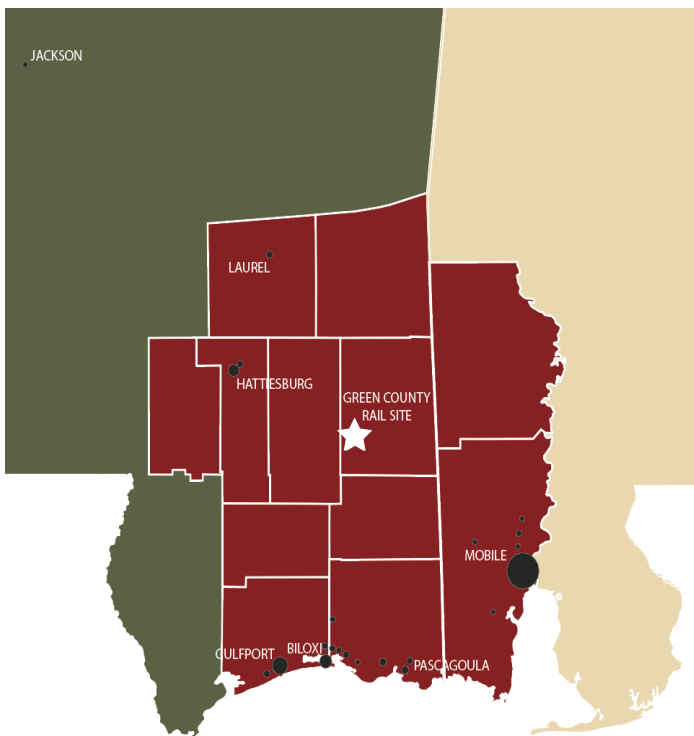


TABLE 4 - WHERE WORKERS LIVE WHO WORK IN REGION

(Workers Earning \$1,251 to \$3,333 per month)

	2018	
	COUNT	SHARE
Mobile, AL	22,942	15.0%
Gulfport, MS	9,682	6.3%
Biloxi, MS	5,970	3.9%
Hattiesburg, MS	5,767	3.8%
Prichard, AL	2,725	1.8%
Pascagoula, MS	2,591	1.7%
Gautier, MS	2,331	1.5%
Laurel, MS	2,304	1.5%
Tillmans Corner, AL	2,103	1.4%
Ocean Springs, MS	2,075	1.4%
Long Beach, MS	1,752	1.1%
D'Iberville, MS	1,574	1.0%
Moss Point, MS	1,560	1.0%
Saraland, AL	1,543	1.0%
Petal, MS	1,434	0.9%
St. Martin, MS	1,280	0.8%
Gulf Hills, MS	1,169	0.8%
Daphne, AL	1,025	0.7%
Latimer, MS	967	0.6%
Chickasaw, AL	896	0.6%
Semmes, AL	802	0.5%
Gulf Park Estates, MS	772	0.5%
Theodore, AL	731	0.5%
Satsuma, AL	668	0.4%
Jackson, MS	645	0.4%
ALL OTHER LOCATIONS	77,276	50.6%