

BUSINESS CLIMATE **FLYERS** **2022**



ECONOMIC
DEVELOPMENT



COUNTIES

Adams	George	Lamar	Simpson
Amite	Greene	Lawrence	Smith
Attala	Grenada	Leflore	Stone
Bolivar	Hancock	Lincoln	Sunflower
Carroll	Harrison	Marion	Tallahatchie
Choctaw	Hinds	Montgomery	Tunica
Claiborne	Holmes	Newton	Walthall
Clarke	Humphreys	Pearl River	Warren
Coahoma	Issaquena	Perry	Washington
Copiah	Jackson	Pike	Wayne
Covington	Jasper	Quitman	Webster
DeSoto	Jefferson	Rankin	Wilkinson
Forrest	Jefferson Davis	Scott	Yazoo
Franklin	Jones	Sharkey	



MSA

Gulfport-Biloxi MSA

Hattiesburg MSA

Jackson MSA

Memphis MSA



ADAMS COUNTY

MISSISSIPPI



31,266
POPULATION

4.7%

UNEMPLOYMENT
RATE | SEASONALLY
ADJUSTED

WORKFORCE

11,621 LABOR FORCE PARTICIPATION
10,553 TOTAL EMPLOYED IN COUNTY
463 TOTAL EMPLOYED IN MANUFACTURING

AVERAGE
COMMUTE TIME



22.3
MINUTES

AVERAGE WAGE

\$37,114

AVERAGE MANUFACTURING WAGE

\$54,132

COST OF LIVING INDEX

ADAMS COUNTY | **85.9**
MISSISSIPPI | **81.7**
U.S. = 100



\$29,936

MEDIAN HOUSEHOLD INCOME



31.5%

POVERTY RATE

RIGHT TO
WORK STATE

3.9%

private union membership in county

\$951 MILLION

GROSS DOMESTIC PRODUCT

The largest contributing sector, Real Estate, Rental & Leasing, contributed 17.9% to the 2020 Gross Domestic Product (GDP) of the county.

LARGEST INDUSTRY CLUSTERS



COAL/OIL/POWER



TEXTILE/LEATHER



WOOD/PAPER



UTILITIES



FREIGHT
TRANSPORTATION

MAJOR EMPLOYERS

OF EMPLOYEES

Jordan Carriers	Natchez, MS	Trucking	490
Natchez-Adams School District	Natchez, MS	Primary and Secondary Education	390
Merit Health	Natchez, MS	Hospitals	300
River Road Restaurants	Natchez, MS	Full-Service Restaurants	278
Energy Drilling Company	Natchez, MS	Drilling Oil and Gas Wells	200



AMITE COUNTY

MISSISSIPPI



12,412
POPULATION

4.4%

UNEMPLOYMENT
RATE | SEASONALLY
ADJUSTED

WORKFORCE

4,717 LABOR FORCE PARTICIPATION
2,374 TOTAL EMPLOYED IN COUNTY
295 TOTAL EMPLOYED IN MANUFACTURING

AVERAGE
COMMUTE TIME



39.9

MINUTES

AVERAGE WAGE

\$37,754

AVERAGE MANUFACTURING WAGE

\$43,262

COST OF LIVING INDEX

AMITE COUNTY | **79.7**
MISSISSIPPI | **81.7**
U.S. = 100



\$33,981

MEDIAN HOUSEHOLD INCOME



26.7%

POVERTY RATE

RIGHT TO
WORK STATE

5.4%

private union membership in county

\$185 MILLION

GROSS DOMESTIC PRODUCT

The largest contributing sector, Manufacturing, contributed 17% to the 2020 Gross Domestic Product (GDP) of the county.

LARGEST INDUSTRY CLUSTERS



WOOD/PAPER



AGRICULTURE



CHEMICAL



FREIGHT
TRANSPORTATION



COAL/OIL/POWER

MAJOR EMPLOYERS

OF EMPLOYEES

Sherman Missionary Baptist Church	Magnolia, MS	Church	375
Amite County School District	Liberty, MS	Public education	250
County of Amite	Liberty, MS	Executive and Legislature	90
Wallace Lumber Company	Summit, MS	Wood Product Manufacturing	50
Evergreen Industries	Liberty, MS	Trucking	40



ATTALA COUNTY

MISSISSIPPI



18,437
POPULATION

3.2%

UNEMPLOYMENT
RATE | SEASONALLY
ADJUSTED

WORKFORCE

7,507

LABOR FORCE PARTICIPATION

5,144

TOTAL EMPLOYED IN COUNTY

664

TOTAL EMPLOYED IN MANUFACTURING

AVERAGE
COMMUTE TIME



32.6

MINUTES

AVERAGE WAGE

\$36,489

AVERAGE MANUFACTURING WAGE

\$52,266

COST OF LIVING INDEX

ATTALA COUNTY
MISSISSIPPI
U.S. = 100



71.4
81.7



\$33,767

MEDIAN HOUSEHOLD INCOME



26.7%

POVERTY RATE

**RIGHT TO
WORK STATE**

4.0%

private union membership in county

\$414 MILLION

GROSS DOMESTIC PRODUCT

The largest contributing sector, Manufacturing, contributed 19% to the 2020 Gross Domestic Product (GDP) of the county.

LARGEST INDUSTRY CLUSTERS



METAL & PRODUCT
MANUFACTURING



FOOD
MANUFACTURING



WOOD/PAPER



AGRICULTURE



UTILITIES

MAJOR EMPLOYERS

OF EMPLOYEES

Renasant Bank	Kosciusko, MS	Commercial banks	560
Kosciusko School District	Kosciusko MS	Primary and Secondary Schools	275
Attala Community Care Center, LLLC	Kosciusko, MS	Nursing and Residential Care	248
Entergy Attala Plant	Sallis, MS	Electricity Generation and Distribution	240
Attala County School District	Kosciusko, MS	Primary and Secondary Education	230



BOLIVAR COUNTY

MISSISSIPPI



31,848
POPULATION

3.6%

UNEMPLOYMENT
RATE | SEASONALLY
ADJUSTED

WORKFORCE

12,061

LABOR FORCE PARTICIPATION

11,703

TOTAL EMPLOYED IN COUNTY

1,057

TOTAL EMPLOYED IN MANUFACTURING

AVERAGE
COMMUTE TIME



18.7
MINUTES

AVERAGE WAGE

\$38,569

AVERAGE MANUFACTURING WAGE

\$53,220

COST OF LIVING INDEX

BOLIVAR COUNTY
MISSISSIPPI
U.S. = 100



79.8

83.7



\$29,854

MEDIAN HOUSEHOLD INCOME



35.0%

POVERTY RATE

**RIGHT TO
WORK STATE**

4.1%

private union membership in county

\$1.03 BILLION

GROSS DOMESTIC PRODUCT

The largest contributing sector, Manufacturing, contributed 20% to the 2020 Gross Domestic Product (GDP) of the county.

LARGEST INDUSTRY CLUSTERS



PHARMACEUTICAL



AGRICULTURE



AUTO/
AUTO-RELATED



EDUCATION



FREIGHT
TRANSPORTATION

MAJOR EMPLOYERS

OF EMPLOYEES

Delta State University	Cleveland, MS	Colleges and Universities	540
Delta Pine and Land Company	Scott, MS	Crop and Animal Production	530
Faurcia Automotive Seating, LLC	Cleveland, MS	Motor Vehicle Parts Manufacturing	300
County of Bolivar	Cleveland, MS	Executive and Legislature	295
Bolivar Community Action Agency Inc	Cleveland, MS	Social and Rehabilitation Services	220



CARROLL COUNTY

MISSISSIPPI



10,070
POPULATION

3.2%

UNEMPLOYMENT
RATE | SEASONALLY
ADJUSTED

WORKFORCE

3,725

LABOR FORCE PARTICIPATION

1,536

TOTAL EMPLOYED IN COUNTY

143

TOTAL EMPLOYED IN MANUFACTURING

AVERAGE
COMMUTE TIME



28.5

MINUTES

AVERAGE WAGE

\$31,675

AVERAGE MANUFACTURING WAGE

\$38,431

COST OF LIVING INDEX

CARROLL COUNTY
MISSISSIPPI
U.S. = 100



73.8

81.7



\$46,052

MEDIAN HOUSEHOLD INCOME



17%

POVERTY RATE

**RIGHT TO
WORK STATE**

5.0%

private union membership in county

\$107 MILLION

GROSS DOMESTIC PRODUCT

The largest contributing sector, Construction, contributed 13.5% to the 2020 Gross Domestic Product (GDP) of the county.

LARGEST INDUSTRY CLUSTERS



AGRICULTURE



WOOD/PAPER



CONSTRUCTION



PUBLIC
ADMINISTRATION



AUTO/
AUTO-RELATED

MAJOR EMPLOYERS

OF EMPLOYEES

Carroll County School District	Carrollton, MS	Public Education	170
Carroll County School District	Carrollton, MS	Primary and Secondary Education	83
County of Carroll	Carrollton, MS	County Government	81
Satellites Unlimited, Inc.	Greenwood, MS	Electronics and Appliances Stores	70
Anel Corporation	Winona, MS	Metal Products Manufacturing	67



CHOCTAW COUNTY

MISSISSIPPI



8,277
POPULATION

2.8%

UNEMPLOYMENT
RATE | SEASONALLY
ADJUSTED

WORKFORCE

3,281

LABOR FORCE PARTICIPATION

2,446

TOTAL EMPLOYED IN COUNTY

261

TOTAL EMPLOYED IN MANUFACTURING

AVERAGE
COMMUTE TIME



32.5
MINUTES

AVERAGE WAGE

\$45,018

AVERAGE MANUFACTURING WAGE

\$45,607

COST OF LIVING INDEX

CHOCTAW COUNTY
MISSISSIPPI
U.S. = 100



71.5

81.7



\$36,777

MEDIAN HOUSEHOLD INCOME



19.9%

POVERTY RATE

RIGHT TO
WORK STATE

4.5%

private union membership in county

\$275 MILLION

GROSS DOMESTIC PRODUCT

The largest contributing sector, Utilities, contributed 24.8% to the 2020 Gross Domestic Product (GDP) of the county.

LARGEST INDUSTRY CLUSTERS



COAL/OIL/POWER



WOOD/PAPER



AGRICULTURAL



PUBLIC
ADMINISTRATION



EDUCATION

MAJOR EMPLOYERS

			# OF EMP
Choctaw County School District	Ackerman, MS	Public Education	178
Mississippi Lignite Mining Co	Weir, MS	Coal Mining	120
French Camp Academy	French Camp, MS	Social and Rehabilitation Services	120
County of Choctaw	Ackerman, MS	Executive and Legislature	75
Choctaw Regional Medical Center	Ackerman, MS	Hospitals	64



CLAIBORNE COUNTY

MISSISSIPPI



9,089
POPULATION

6.4%

UNEMPLOYMENT RATE | SEASONALLY ADJUSTED

WORKFORCE

3,112 LABOR FORCE PARTICIPATION
3,855 TOTAL EMPLOYED IN COUNTY
124 TOTAL EMPLOYED IN MANUFACTURING

AVERAGE
COMMUTE TIME



26.3
MINUTES

AVERAGE WAGE

\$62,302

AVERAGE MANUFACTURING WAGE

\$47,744

COST OF LIVING INDEX

CLAIBORNE COUNTY | **69.7**
MISSISSIPPI | **81.7**
U.S. = 100



\$29,338

MEDIAN HOUSEHOLD INCOME



41.0%

POVERTY RATE

**RIGHT TO
WORK STATE**

6.0%

private union membership in county

\$934 MILLION

GROSS DOMESTIC PRODUCT

The largest contributing sector, Utilities, contributed 70% to the 2020 Gross Domestic Product (GDP) of the county.

LARGEST INDUSTRY CLUSTERS



COAL/OIL/POWER



WOOD/PAPER



EDUCATION



AGRICULTURE



HEALTH CARE

MAJOR EMPLOYERS

OF EMPLOYEES

Alcorn State University	Lorman, MS	4-Year University	842
Grand Gulf Nuclear	Port Gibson, MS	Nuclear power generation facility	+700
Claiborne County School District	Port Gibson, MS	Primary and Secondary Education	250
Claiborne County	Port Gibson, MS	Executive and Legislature	120
At Home Care, Inc. (Headquarters)	Port Gibson, MS	Home Healthcare Provider	100



CLARKE COUNTY

MISSISSIPPI

 **15,770**
POPULATION

3.4% **UNEMPLOYMENT RATE** | SEASONALLY ADJUSTED

WORKFORCE

6,838 LABOR FORCE PARTICIPATION
3,272 TOTAL EMPLOYED IN COUNTY
415 TOTAL EMPLOYED IN MANUFACTURING

AVERAGE
COMMUTE TIME
 **29.9**
MINUTES

AVERAGE WAGE
\$33,390

AVERAGE MANUFACTURING WAGE
\$34,433

COST OF LIVING INDEX

CLARKE COUNTY | **79.1**
MISSISSIPPI | **81.7**
U.S. = 100



\$43,207
MEDIAN HOUSEHOLD INCOME



19.1%
POVERTY RATE

**RIGHT TO
WORK STATE**

4.5%
private union membership in county

\$233 MILLION

GROSS DOMESTIC PRODUCT

The largest contributing sector, Manufacturing, contributed 18.2% to the 2020 Gross Domestic Product (GDP) of the county.

LARGEST INDUSTRY CLUSTERS



TEXTILE/LEATHER



WOOD/PAPER



COAL/OIL/POWER



CHEMICAL



AGRICULTURAL

MAJOR EMPLOYERS

			# OF EMP
Quitman School District	Quitman, MS	Public Education	300
Clarke County	Quitman, MS	Executive offices	148
Dart Container of Mississippi, LLC	Quitman, MS	Rubber and Plastic Product Manufacturing	140
Enterprise School District	Enterprise, MS	Public Education	140
Rush Medical Foundation Inc	Quitman	Hospitals	100



COAHOMA COUNTY

MISSISSIPPI



23,255
POPULATION

4.7%

UNEMPLOYMENT
RATE | SEASONALLY
ADJUSTED

WORKFORCE

9,422
7,829
614

LABOR FORCE PARTICIPATION
TOTAL EMPLOYED IN COUNTY
TOTAL EMPLOYED IN MANUFACTURING

AVERAGE
COMMUTE TIME



20.8
MINUTES

AVERAGE WAGE

\$39,267

AVERAGE MANUFACTURING WAGE

\$41,900

COST OF LIVING INDEX

COAHOMA COUNTY | **76.6**
MISSISSIPPI | **81.7**
U.S. = 100



\$29,131

MEDIAN HOUSEHOLD INCOME



34.8%

POVERTY RATE

RIGHT TO
WORK STATE

3.4%

private union membership in county

\$693 MILLION

GROSS DOMESTIC PRODUCT

The largest contributing sector, Real Estate and Rental and Leasing, contributed 13.1% to the 2020 Gross Domestic Product (GDP) of the county.

LARGEST INDUSTRY CLUSTERS



AGRICULTURAL



UTILITIES



CHEMICAL



MACHINERY
MANUFACTURING



HEALTH

MAJOR EMPLOYERS

			# OF EMP
Clarksdale HMA LLC	Clarksdale, MS	Hospitals	495
Clarksdale Municipal School District	Clarksdale, MS	Primary and Secondary Education	427
Coahoma County School District	Clarksdale, MS	Primary and Secondary Education	400
Coahoma Community College	Clarksdale, MS	Colleges and Universities	362
Retail Agronomy Solutions, LLC	Clarksdale, MS	Crop and Animal Production	281



COPIAH COUNTY

MISSISSIPPI

 **28,501**
POPULATION

3.4% **UNEMPLOYMENT RATE** | SEASONALLY ADJUSTED

WORKFORCE

11,680 LABOR FORCE PARTICIPATION
7,256 TOTAL EMPLOYED IN COUNTY
1,544 TOTAL EMPLOYED IN MANUFACTURING

AVERAGE
COMMUTE TIME
 **30.9**
MINUTES

AVERAGE WAGE
\$33,298

AVERAGE MANUFACTURING WAGE
\$42,271

COST OF LIVING INDEX

COPIAH COUNTY  **73.8**
JACKSON MSA  **79.2**
MISSISSIPPI  **81.7**
U.S. = 100



\$42,151
MEDIAN HOUSEHOLD INCOME



24.0%
POVERTY RATE

**RIGHT TO
WORK STATE**

5.6%
private union membership in county

\$488 MILLION

GROSS DOMESTIC PRODUCT

The largest contributing sector, Manufacturing, contributed 27.3% to the 2020 Gross Domestic Product (GDP) of the county.

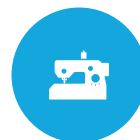
LARGEST INDUSTRY CLUSTERS



FOOD
MANUFACTURING



AGRICULTURAL



TEXTILE/
LEATHER



WOOD/PAPER



CHEMICAL

MAJOR EMPLOYERS

			# OF EMP
Sanderson Farms, Inc.	Hazlehurst, MS	Poultry Product Manufacturing	980
DG Foods, LLC	Hazlehurst, MS	Poultry Product Manufacturing	500
Copiah County School District	Hazlehurst, MS	Primary and Secondary Education	406
Texaco Exploration and Production, Inc.	Hazlehurst, MS	Gasoline Stations and Fuel Dealers	331
Copiah-Lincoln Community College	Wesson, MS	Colleges and Universities	326



COVINGTON COUNTY

MISSISSIPPI

 **18,978**
POPULATION

2.5% **UNEMPLOYMENT RATE** | SEASONALLY ADJUSTED

WORKFORCE

7,974 LABOR FORCE PARTICIPATION
6,496 TOTAL EMPLOYED IN COUNTY
1,528 TOTAL EMPLOYED IN MANUFACTURING

AVERAGE
COMMUTE TIME
 **28.8**
MINUTES

AVERAGE WAGE
\$39,209

AVERAGE MANUFACTURING WAGE
\$39,275

COST OF LIVING INDEX

COVINGTON COUNTY | **78.5**
MISSISSIPPI | **81.7**
U.S. = 100



\$38,178
MEDIAN HOUSEHOLD INCOME



24.2%
POVERTY RATE

**RIGHT TO
WORK STATE**

5.5%
private union membership in county

\$515 MILLION

GROSS DOMESTIC PRODUCT

The largest contributing sector, Manufacturing, contributed 23.7% to the 2020 Gross Domestic Product (GDP) of the county.

LARGEST INDUSTRY CLUSTERS



FOOD
MANUFACTURING



AGRICULTURE



COAL/OIL/POWER



FREIGHT
TRANSPORTATION



WOOD/PAPER

MAJOR EMPLOYERS

			# OF EMP
Sanderson Farms, Inc.	Collins, MS	Poultry Product Manufacturing	1,970
Covington County School District	Collins, MS	Primary and Secondary Education	406
Covington County Hospital	Collins, MS	Hospitals	350
W.E. Blain & Sons, Inc.	Mount Olive, MS	Civil Engineering	250
Collins Community Care Center, LLC	Collins, MS	Nursing and Residential Care	156



DESOTO COUNTY

MISSISSIPPI



178,975
POPULATION

1.5%

POPULATION ANNUAL AVERAGE
GROWTH RATE



WORKFORCE

93,968

LABOR FORCE PARTICIPATION

72,219

TOTAL EMPLOYED IN COUNTY

2.2%

UNEMPLOYMENT RATE

(Seasonally Adjusted)

AVERAGE
COMMUTE TIME



25.4

MINUTES

AVERAGE WAGE

\$39,164

AVERAGE MANUFACTURING WAGE

\$55,836

COST OF LIVING INDEX



\$67,038

MEDIAN HOUSEHOLD INCOME



9.2%

POVERTY RATE

**RIGHT TO
WORK STATE**

4.7%

private union membership in county

\$5.7 BILLION

GROSS DOMESTIC PRODUCT

The largest contributing sector, Transportation and Warehousing, contributed 15.7% to the 2020 Gross Domestic Product (GDP) of the county.

LARGEST INDUSTRY CLUSTERS



TEXTILE/
LEATHER



FREIGHT
TRANSPORTATION



METAL &
PRODUCT
MANUFACTURING



CONSUMER
SERVICES



RETAIL

MAJOR EMPLOYERS

OF EMPLOYEES

View, Inc.	Olive Branch, MS	Non-Metallic Mineral Production Manufacturing	920
Addiction Campuses of MS, LLC	Southaven, MS	Outpatient Care	900
Williams-Sonoma Stores, Inc.	Olive Branch, MS	Home Furnishings Wholesale	900
Edelbrock, LLC	Olive Branch, MS	Motor Vehicle Parts Manufacturing	720
Desoto County, MS	Hernando, MS	Executive and Legislature	650



FORREST COUNTY

MISSISSIPPI



75,224
POPULATION

0.0%

POPULATION ANNUAL AVERAGE
GROWTH RATE



WORKFORCE

35,431

LABOR FORCE PARTICIPATION

41,538

TOTAL EMPLOYED IN COUNTY

2.9%

UNEMPLOYMENT RATE

(Seasonally Adjusted)

AVERAGE
COMMUTE TIME



21.0
MINUTES

AVERAGE WAGE

\$43,633

AVERAGE MANUFACTURING WAGE

\$47,216

COST OF LIVING INDEX

FORREST COUNTY
HATTIESBURG MSA
MISSISSIPPI
U.S. = 100



84.3



85.7



81.7



\$39,840

MEDIAN HOUSEHOLD INCOME



26.0%

POVERTY RATE

**RIGHT TO
WORK STATE**

4.0%

private union membership in county

\$3.9 BILLION

GROSS DOMESTIC PRODUCT

The largest contributing sector, Health Care and Social Assistance, contributed 20% to the 2020 Gross Domestic Product (GDP) of the county.

LARGEST INDUSTRY CLUSTERS



FOOD
MANUFACTURING



WOOD/PAPER



COAL/OIL/POWER



EDUCATION



HEALTH

MAJOR EMPLOYERS

OF EMPLOYEES

The University of Southern Mississippi	Hattiesburg, MS	Colleges and Universities	4,500
Forrest General Health Services, Inc.	Hattiesburg, MS	General Medical and Surgical Hospital	4,030
Hood Companies	Hattiesburg, MS	Rubber and Plastic Product Manufacturing	1,800
Hattiesburg Clinic	Hattiesburg, MS	Physicians and Health Practitioners	1,690
Channel Control Merchants, LLC	Hattiesburg, MS	Department Stores	750



FRANKLIN COUNTY

MISSISSIPPI

 **7,733**
POPULATION

3.9% **UNEMPLOYMENT RATE** SEASONALLY ADJUSTED

WORKFORCE

2,884 LABOR FORCE PARTICIPATION
1,806 TOTAL EMPLOYED IN COUNTY
29 TOTAL EMPLOYED IN MANUFACTURING

AVERAGE
COMMUTE TIME
 **34.2**
MINUTES

AVERAGE WAGE
\$37,670

AVERAGE MANUFACTURING WAGE
\$16,607

COST OF LIVING INDEX

FRANKLIN COUNTY | **78.9**
MISSISSIPPI | **81.7**
U.S. = 100



\$40,219
MEDIAN HOUSEHOLD INCOME



15.1%
POVERTY RATE

**RIGHT TO
WORK STATE**

4.1%
private union membership in county

\$148 MILLION

GROSS DOMESTIC PRODUCT

The largest contributing sector, Health Care and Social Assistance, contributed 19.5% to the 2020 Gross Domestic Product (GDP) of the county.

LARGEST INDUSTRY CLUSTERS



WOOD/PAPER



AGRICULTURE



FREIGHT
TRANSPORTATION



PUBLIC
ADMINISTRATION



UTILITIES

MAJOR EMPLOYERS

			# OF EMPLOYEES
Franklin County School District	Meadville, MS	Primary and Secondary Education	275
Herring Gas Company, Inc.	Meadville, MS	Gasoline Stations and Fuel Dealers	175
Franklin County Memorial Hospital	Meadville, MS	Hospitals	125
Grace and Mercy Personal Care	Meadville, MS	Nursing Homes & Long-term Care Facilities	120
County of Franklin	Meadville, MS	Executive and Legislature	71



GEORGE COUNTY

MISSISSIPPI



23,917
POPULATION

0.8%

POPULATION ANNUAL AVERAGE
GROWTH RATE

WORKFORCE

9,628
5,798
3.8%

LABOR FORCE PARTICIPATION
TOTAL EMPLOYED IN COUNTY
UNEMPLOYMENT RATE
(Seasonally Adjusted)

AVERAGE
COMMUTE TIME
 **33.1**
MINUTES

AVERAGE WAGE
\$33,814

AVERAGE MANUFACTURING WAGE
\$53,652

COST OF LIVING INDEX

GEORGE COUNTY | **85.5**
MISSISSIPPI | **81.7**
U.S. = 100



\$47,292
MEDIAN HOUSEHOLD INCOME



17.2%
POVERTY RATE

**RIGHT TO
WORK STATE**

3.4%
private union membership in county

\$430 MILLION

GROSS DOMESTIC PRODUCT

The largest contributing sector, Health Care and Social Assistance, contributed 14.2% to the 2020 Gross Domestic Product (GDP) of the county.

LARGEST INDUSTRY CLUSTERS



AGRICULTURAL



METAL & PRODUCT
MANUFACTURING



COAL/OIL/POWER



PUBLIC
ADMINISTRATION



TEXTILE/LEATHER

MAJOR EMPLOYERS

OF EMPLOYEES

Volt Power, LLC	Lucedale, MS	Civil Engineering	225
Singing River Electric Power Association	Lucedale, MS	Electric Utility	187
George County	Lucedale, MS	Executive and Legislature	85
Mississippi Gulf Coast Community College	Lucedale, MS	Colleges and Universities	76
Wayne Lee's Grocery & Market, Inc.	Lucedale, MS	Grocery Stores	60



GREENE COUNTY

MISSISSIPPI



13,645
POPULATION

4.3%

UNEMPLOYMENT
RATE SEASONALLY
ADJUSTED

WORKFORCE

3,804

LABOR FORCE PARTICIPATION

2,304

TOTAL EMPLOYED IN COUNTY

23

TOTAL EMPLOYED IN MANUFACTURING

AVERAGE
COMMUTE TIME



31.1
MINUTES

AVERAGE WAGE

\$32,837

AVERAGE MANUFACTURING WAGE

\$45,931

COST OF LIVING INDEX

GREENE COUNTY
MISSISSIPPI
U.S. = 100



78.1
81.7



\$49,677

MEDIAN HOUSEHOLD INCOME



18.4%

POVERTY RATE

**RIGHT TO
WORK STATE**

3.3%

private union membership in county

\$139.5 MILLION
GROSS DOMESTIC PRODUCT

The largest contributing sector, Public Administration, contributed 16.3% to the 2020 Gross Domestic Product (GDP) of the county.

LARGEST INDUSTRY CLUSTERS



WOOD/PAPER



PUBLIC
ADMINISTRATION



AGRICULTURAL



UTILITIES



COAL/OIL/POWER

MAJOR EMPLOYERS

OF EMPLOYEES

Greene County School District	Leakesville, MS	Primary and Secondary Education	350
Jackson Hma, LLC	Leakesville, MS	Ambulatory Services	255
Court House of Greene County	Leakesville, MS	Executive and Legislature	238
Universal Services, LLC	Leakesville, MS	Specialty Construction Trade Contractors	90
Alamiss, Inc.	Leakesville, MS	Miscellaneous Wholesale	67



GRENADA COUNTY

MISSISSIPPI



21,088
POPULATION

2.6%

UNEMPLOYMENT
RATE | SEASONALLY
ADJUSTED

WORKFORCE

8,893 LABOR FORCE PARTICIPATION
10,708 TOTAL EMPLOYED IN COUNTY
2,606 TOTAL EMPLOYED IN MANUFACTURING

AVERAGE
COMMUTE TIME



18.7

MINUTES

AVERAGE WAGE

\$36,979

AVERAGE MANUFACTURING WAGE

\$45,928

COST OF LIVING INDEX

GRENADA COUNTY | **80.8**
MISSISSIPPI | **81.7**
U.S. = 100



\$40,122

MEDIAN HOUSEHOLD INCOME



21.1%

POVERTY RATE

**RIGHT TO
WORK STATE**

4.8%

private union membership in county

\$833 MILLION

GROSS DOMESTIC PRODUCT

The largest contributing sector, Manufacturing, contributed 32% to the 2020 Gross Domestic Product (GDP) of the county.

LARGEST INDUSTRY CLUSTERS



MACHINERY
MANUFACTURING



WOOD/PAPER



CHEMICAL



METAL & PRODUCT
MANUFACTURING



FREIGHT
TRANSPORTATION

MAJOR EMPLOYERS

			# OF EMPLOYEES
Modine	Grenada, MS	Motor and Generator Manufacturing	2,800
Grenada School District	Grenada, MS	Primary and Secondary Education	680
Advanced Distributor Products (ADP)	Grenada, MS	HVAC Equipment Manufacturing	590
Lake Grenada Medical Center Inc.	Grenada, MS	Hospitals	360
Npx One LLC	Grenada, MS	Rubber and Plastic Product Manufacturing	230



HANCOCK COUNTY

MISSISSIPPI



46,961
POPULATION

0.9%

POPULATION ANNUAL AVERAGE
GROWTH RATE



WORKFORCE

21,368

LABOR FORCE PARTICIPATION

15,486

TOTAL EMPLOYED IN COUNTY

3.0%

UNEMPLOYMENT RATE
(Seasonally Adjusted)

AVERAGE
COMMUTE TIME



30.1

MINUTES

AVERAGE WAGE

\$51,521

AVERAGE MANUFACTURING WAGE

\$80,302

COST OF LIVING INDEX

HANCOCK COUNTY
GULFPORT-BILOXI MSA
MISSISSIPPI
U.S. = 100



102.2
90.3
81.7



\$48,119

MEDIAN HOUSEHOLD INCOME



18.5%

POVERTY RATE

**RIGHT TO
WORK STATE**

3.4%

private union membership in county

\$1.7 BILLION

GROSS DOMESTIC PRODUCT

Manufacturing contributed 11.6% to the 2020 Gross Domestic Product (GDP) of the county. The largest contributing sector was Public Administration.

LARGEST INDUSTRY CLUSTERS



PUBLIC
ADMINISTRATION



CHEMICAL



COAL/OIL/POWER



UTILITIES



MACHINERY
MANUFACTURING

MAJOR EMPLOYERS

			# OF EMP
United States Department of the Navy	Stennis Space Center, MS	U.S. Military - Navy	1,984
NASA Shared Services/SSC	Stennis Space Center, MS	Services	819
Syncom Space Systems	Stennis Space Center, MS	Services	635
NCCIPS/NSSC-Dept. of Human Services	Stennis Space Center, MS	Computer related services	240
Jindal Tubular	Pearlington, MS	Manufacturing	158



HARRISON COUNTY

MISSISSIPPI



204,502
POPULATION

1.1%

POPULATION ANNUAL AVERAGE
GROWTH RATE

WORKFORCE

93,725 LABOR FORCE PARTICIPATION
88,352 TOTAL EMPLOYED IN COUNTY
2.9% UNEMPLOYMENT RATE
(Seasonally Adjusted)

AVERAGE
COMMUTE TIME
 **23.6**
MINUTES

AVERAGE WAGE
\$41,613

AVERAGE MANUFACTURING WAGE
\$63,366

COST OF LIVING INDEX

HARRISON COUNTY **88.1**
GULFPORT-BILOXI MSA **90.3**
MISSISSIPPI **81.7**
U.S. = 100



\$47,894
MEDIAN HOUSEHOLD INCOME



20.1%
POVERTY RATE

**RIGHT TO
WORK STATE**

3.4%

private union membership in county

\$9.2 BILLION

GROSS DOMESTIC PRODUCT

The largest contributing sector, Health Care and Social Assistance, contributed 14.6% to the 2020 Gross Domestic product (GDP) of the county.

LARGEST INDUSTRY CLUSTERS



CONSUMER
SERVICES



UTILITIES



PUBLIC
ADMINISTRATION



HEALTHCARE



RETAIL

MAJOR EMPLOYERS

OF EMPLOYEES

Keesler Air Force Base	Biloxi, MS	Military Base	11,276
Grand Casinos, Inc.	Gulfport, MS	Casinos	7,300
Naval Construction Battalion Center	Gulfport, MS	Military Base	5,500
Beau Rivage Resort & Casino	Gulfport, MS	Casinos	3,150
Memorial Hospital	Gulfport, MS	Hospitals	2,500



HINDS COUNTY

MISSISSIPPI



238,797
POPULATION

3.3%

UNEMPLOYMENT
RATE | SEASONALLY
ADJUSTED

WORKFORCE

116,675 LABOR FORCE PARTICIPATION
123,322 TOTAL EMPLOYED IN COUNTY
4,722 TOTAL EMPLOYED IN MANUFACTURING

AVERAGE
COMMUTE TIME



23.3
MINUTES

AVERAGE WAGE

\$48,803

AVERAGE MANUFACTURING WAGE

\$57,431

COST OF LIVING INDEX

HINDS COUNTY		76.3
JACKSON MSA		79.2
MISSISSIPPI		81.7
U.S. = 100		



\$44,625

MEDIAN HOUSEHOLD INCOME



21.3%

POVERTY RATE

RIGHT TO
WORK STATE

5.2%

private union membership in county

\$13.1 BILLION

GROSS DOMESTIC PRODUCT

The largest contributing sector, Health Care and Social Assistance, contributed 19.8% to the 2020 Gross Domestic Product (GDP) of the county.

LARGEST INDUSTRY CLUSTERS



PUBLIC
ADMINISTRATION




HEALTH



EDUCATION



COAL/OIL/POWER



FINANCIAL
SERVICES

MAJOR EMPLOYERS

OF EMPLOYEES

The State of Mississippi	Jackson, MS	Executive and Legislature	27,780
The University of Mississippi Medical Center	Jackson, MS	Hospitals	9,000
Jackson Public School District	Jackson, MS	Primary and Secondary Education	4,200
Mississippi Baptist Health Systems, Inc.	Jackson, MS	Hospitals	3,000
St. Dominic-Jackson Memorial Hospital	Jackson, MS	Hospitals	2,400



HOLMES COUNTY

MISSISSIPPI



17,737
POPULATION

6.5%

UNEMPLOYMENT
RATE | SEASONALLY
ADJUSTED

WORKFORCE

6,045

LABOR FORCE PARTICIPATION

3,624

TOTAL EMPLOYED IN COUNTY

269

TOTAL EMPLOYED IN MANUFACTURING

AVERAGE
COMMUTE TIME



28.2
MINUTES

AVERAGE WAGE

\$36,611

AVERAGE MANUFACTURING WAGE

\$64,035

COST OF LIVING INDEX

HOLMES COUNTY | **70.0**
MISSISSIPPI | **81.7**
U.S. = 100



\$21,504

MEDIAN HOUSEHOLD INCOME



42.4%

POVERTY RATE

RIGHT TO
WORK STATE

3.2%

private union membership in county

\$289 MILLION

GROSS DOMESTIC PRODUCT

The largest contributing sector, Educational Services, contributed 16.7% to the 2020 Gross Domestic Product (GDP) of the county.

LARGEST INDUSTRY CLUSTERS



WOOD/PAPER



AGRICULTURAL



ELECTRIC/
ELECTRONICS
MANUFACTURING



EDUCATION



PUBLIC
ADMINISTRATION

MAJOR EMPLOYERS

OF EMPLOYEES

Holmes County School District	Lexington, MS	Primary and Secondary Education	530
Holmes Community College	Goodman, MS	Community Colleges	500
University of Mississippi	Durant, MS	Nursing and Residential Care	157
University Hospitals	Lexington, MS	Hospitals	150
Continue Care Holding Corporation	Durant, MS	Home Health Care Services	143



HUMPHREYS COUNTY

MISSISSIPPI



8,389
POPULATION

7.0%

UNEMPLOYMENT
RATE | SEASONALLY
ADJUSTED

WORKFORCE

3,243

LABOR FORCE PARTICIPATION

2,465

TOTAL EMPLOYED IN COUNTY

643

TOTAL EMPLOYED IN MANUFACTURING

AVERAGE
COMMUTE TIME



23.8
MINUTES

AVERAGE WAGE

\$33,939

AVERAGE MANUFACTURING WAGE

\$27,718

COST OF LIVING INDEX

HUMPHREYS COUNTY | **70.0**
MISSISSIPPI | **81.7**
U.S. = 100



\$28,962

MEDIAN HOUSEHOLD INCOME



36.4%

POVERTY RATE

RIGHT TO
WORK STATE

5.0%

private union membership in county

\$187 MILLION

GROSS DOMESTIC PRODUCT

The largest contributing sector, Agriculture, Forestry, Fishing and Hunting, contributed 20.1% to the 2020 Gross Domestic Product (GDP) of the county.

LARGEST INDUSTRY CLUSTERS



FOOD
MANUFACTURING



AGRICULTURAL



PUBLIC
ADMINISTRATION



METAL &
PRODUCT
MANUFACTURING



EDUCATION

MAJOR EMPLOYERS

OF EMPLOYEES

Consolidated Catfish Producers LLC	Isola, MS	Seafood Processing	400
Humphreys County School District	Belzoni, MS	Primary and Secondary Education	300
Freshwater Farms Products, LLC	Belzoni, MS	Seafood Processing	250
Michaels Management-Affordable, LLC	Belzoni, MS	Property Managers	132
Mid Delta Home Health Inc.	Belzoni, MS	Management Services	51



ISSAQUENA COUNTY

MISSISSIPPI



1,361
POPULATION

5.2%

UNEMPLOYMENT
RATE | SEASONALLY
ADJUSTED

WORKFORCE

357 LABOR FORCE PARTICIPATION
174 TOTAL EMPLOYED IN COUNTY
57 TOTAL EMPLOYED IN AGRICULTURE

AVERAGE
COMMUTE TIME



24.1
MINUTES

AVERAGE WAGE

\$51,188

AVERAGE AGRICULTURE WAGE

\$104,432

COST OF LIVING INDEX

ISSAQUENA COUNTY **71.2**
MISSISSIPPI **81.7**
U.S. = 100



\$24,208

MEDIAN HOUSEHOLD INCOME



36.0%

POVERTY RATE

RIGHT TO
WORK STATE

3.5%

private union membership in county

\$21 MILLION

GROSS DOMESTIC PRODUCT

The largest contributing sector, Agriculture, Forestry, Fishing and Hunting, contributed 63% to the 2020 Gross Domestic Product (GDP) of the county.

LARGEST INDUSTRY CLUSTERS



AGRICULTURE



UTILITIES



PUBLIC
ADMINISTRATION



WOOD/PAPER



HEALTH

MAJOR EMPLOYERS

OF EMPLOYEES

County of Issaquena	Mayersville, MS	County Government	85
Department of Corrections	Mayersville, MS	Prisons	45
County of Issaquena	Mayersville, MS	Courts, Justice and Public Safety	35
United States Postal Service	Grace, MS	Postal Services	22
Tony's Grocery	Mayersville, MS	Grocery Stores	10



JACKSON COUNTY

MISSISSIPPI



142,376
POPULATION

0.3%

POPULATION ANNUAL AVERAGE
GROWTH RATE

WORKFORCE

67,180 LABOR FORCE PARTICIPATION
52,943 TOTAL EMPLOYED IN COUNTY
3.3% UNEMPLOYMENT RATE
(Seasonally Adjusted)

AVERAGE
COMMUTE TIME
 **24.5**
MINUTES

AVERAGE WAGE
\$50,722

AVERAGE MANUFACTURING WAGE
\$73,008

COST OF LIVING INDEX

JACKSON COUNTY **88.9**
GULFPORT-BILOXI MSA **90.3**
MISSISSIPPI **81.7**
U.S. = 100



\$51,657
MEDIAN HOUSEHOLD INCOME



16.2%
POVERTY RATE

**RIGHT TO
WORK STATE**

5.1%
private union membership in county

\$6.9 BILLION

GROSS DOMESTIC PRODUCT

The largest contributing sector, Manufacturing, contributed 47.8% to the 2020 Gross Domestic Product (GDP) of the county.

LARGEST INDUSTRY CLUSTERS



MACHINERY
MANUFACTURING



OIL/POWER



UTILITIES



CHEMICALS



DEFENSE

MAJOR EMPLOYERS

OF EMPLOYEES

Huntington Ingalls Industries	Naval Shipbuilding	10,983
Singing River Health System	Healthcare	2,500
Chevron USA, Inc. Pascagoula Refinery	Petro-Chemical Refinery	1,600 Full-time/Over 2,500 Contract
Jackson County Public School District	Primary and Secondary Education	1,788
Pascagoula-Gautier Public School District	Primary and Secondary Education	1,395
VT Halter Marine/VT Marine	Shipbuilding	870



JASPER COUNTY

MISSISSIPPI



16,505
POPULATION

3.7%

UNEMPLOYMENT
RATE | SEASONALLY
ADJUSTED

WORKFORCE

6,762

LABOR FORCE PARTICIPATION

4,622

TOTAL EMPLOYED IN COUNTY

1,516

TOTAL EMPLOYED IN MANUFACTURING

AVERAGE
COMMUTE TIME



34.6
MINUTES

AVERAGE WAGE

\$43,511

AVERAGE MANUFACTURING WAGE

\$43,790

COST OF LIVING INDEX

JASPER COUNTY
MISSISSIPPI
U.S. = 100



78.3

81.7



\$35,872

MEDIAN HOUSEHOLD INCOME



22.3%

POVERTY RATE

RIGHT TO
WORK STATE

5.8%

private union membership in county

\$461 MILLION

GROSS DOMESTIC PRODUCT

The largest contributing sector, Manufacturing, contributed 28.4% to the 2020 Gross Domestic Product (GDP) of the county.

LARGEST INDUSTRY CLUSTERS



FOOD
MANUFACTURING



WOOD/PAPER



COAL/OIL/POWER



MACHINERY
MANUFACTURING



AGRICULTURE

MAJOR EMPLOYERS

OF EMPLOYEES

Peco Foods, Inc.	Bay Springs, MS	Poultry Product Processing	770
Hol-Mac Corporation	Bay Springs, MS	Public Education	590
Texaco Exploration and Production Inc.	Heidelberg, MS	Gasoline Stations and Fuel Dealers	331
Interfor U.S. Inc.	Bay Springs, MS	Crop and Animal Production	216
Pilgrim Construction Co., LLC	Heidelberg, MS	Civil Engineering	200



JEFFERSON COUNTY

MISSISSIPPI



7,225
POPULATION

10.2%

UNEMPLOYMENT RATE | SEASONALLY ADJUSTED

WORKFORCE

2,180 LABOR FORCE PARTICIPATION
1,231 TOTAL EMPLOYED IN COUNTY
420 TOTAL EMPLOYED IN HEALTH CARE

AVERAGE
COMMUTE TIME



25.3
MINUTES

AVERAGE WAGE

\$34,954

AVERAGE HEALTH CARE WAGE

\$38,589

COST OF LIVING INDEX

JEFFERSON COUNTY | **69.2**
MISSISSIPPI | **81.7**
U.S. = 100



\$25,019

MEDIAN HOUSEHOLD INCOME



37.6%

POVERTY RATE

**RIGHT TO
WORK STATE**

3.8%

private union membership in county

\$106.5 MILLION
GROSS DOMESTIC PRODUCT

The largest contributing sector, Utilities, contributed 32% to the 2020 Gross Domestic Product (GDP) of the county.

LARGEST INDUSTRY CLUSTERS



COAL/OIL/POWER



AGRICULTURAL



UTILITIES



HEALTH



WOOD/PAPER

MAJOR EMPLOYERS

OF EMPLOYEES

Alcorn State University	Lorman, MS	Colleges and Universities	840
Jefferson County School District	Fayette, MS	Public Education	562
Jefferson County	Fayette, MS	US Government	271
Quality Construction & Engineering, LLC	Fayette, MS	Engineering Services	214
Southwest MS Electric Power Association	Lorman, MS	Electric Power Transmission, Distribution & Marketing	100



JEFFERSON DAVIS COUNTY

MISSISSIPPI



11,339
POPULATION

4.3%

UNEMPLOYMENT RATE | SEASONALLY ADJUSTED

WORKFORCE

4,726
1,910
95

LABOR FORCE PARTICIPATION
TOTAL EMPLOYED IN COUNTY
TOTAL EMPLOYED IN MANUFACTURING

AVERAGE
COMMUTE TIME



36.6
MINUTES

AVERAGE WAGE

\$31,958

AVERAGE MANUFACTURING WAGE

\$51,028

COST OF LIVING INDEX

JEFFERSON DAVIS COUNTY | **80.4**
MISSISSIPPI | **81.7**
U.S. = 100



\$32,116

MEDIAN HOUSEHOLD INCOME



24.9%

POVERTY RATE

**RIGHT TO
WORK STATE**

4.0%

private union membership in county

\$130 MILLION

GROSS DOMESTIC PRODUCT

The largest contributing sector, Health Care and Social Assistance, contributed 16.4% to the 2020 Gross Domestic Product (GDP) of the county.

LARGEST INDUSTRY CLUSTERS



AGRICULTURAL



CONSTRUCTION



UTILITIES



WOOD/PAPER



METAL & PRODUCT
MANUFACTURING

MAJOR EMPLOYERS

OF EMPLOYEES

Jefferson Davis County School District	Prentiss, MS	Public Schools	400
Five County Child Development Program, Inc	Prentiss, MS	Child Care Services	147
Prentiss Regional Hospital	Prentiss, MS	Hospitals	140
Mississippi Department of Mental Health	Prentiss, MS	Government	124
Caring Hands Personal Care, LLC	Prentiss, MS	Diagnostic Laboratories	45



JONES COUNTY

MISSISSIPPI



68,352
POPULATION

0.0%

POPULATION ANNUAL AVERAGE
GROWTH RATE



WORKFORCE

30,031 LABOR FORCE PARTICIPATION
28,807 TOTAL EMPLOYED IN COUNTY
2.9% UNEMPLOYMENT RATE
(Seasonally Adjusted)

AVERAGE
COMMUTE TIME



21.7
MINUTES

AVERAGE WAGE

\$40,185

AVERAGE MANUFACTURING WAGE

\$44,498

COST OF LIVING INDEX

JONES COUNTY **81.0**
HATTIESBURG MSA **85.7**
MISSISSIPPI **81.7**
U.S. = 100



\$41,775

MEDIAN HOUSEHOLD INCOME



21.7%

POVERTY RATE

**RIGHT TO
WORK STATE**

5.0%

private union membership in county

\$2.5 BILLION

GROSS DOMESTIC PRODUCT

The largest contributing sector, Manufacturing, contributed 27.4% to the 2020 Gross Domestic Product (GDP) of the county.

LARGEST INDUSTRY CLUSTERS



ELECTRIC/
ELECTRONICS
MANUFACTURING



FOOD
MANUFACTURING



COAL/OIL/POWER



WOOD/PAPER



AGRICULTURE

MAJOR EMPLOYERS

			# OF EMP
Howard Industries	Ellisville, MS	Transformer/Transport/Ballast/PC Manufacturing	3,500
South Central Regional Medical Center	Laurel, MS	Healthcare	1,918
Ellisville State School	Ellisville, MS	Healthcare	1,390
Jones County Schools	Jones County	Education	1,142
Sanderson Farms, Inc. (Headquarters)	Laurel, MS	Poultry Processing	912



LAMAR COUNTY

MISSISSIPPI



61,969
POPULATION

1.4%

POPULATION ANNUAL AVERAGE
GROWTH RATE

WORKFORCE

30,890 LABOR FORCE PARTICIPATION
21,688 TOTAL EMPLOYED IN COUNTY
2.2% UNEMPLOYMENT RATE

AVERAGE
COMMUTE TIME
 **25.7**
MINUTES

AVERAGE WAGE
\$37,165

AVERAGE MANUFACTURING WAGE
\$46,084

COST OF LIVING INDEX

LAMAR COUNTY **91.3**
HATTIESBURG MSA **85.7**
MISSISSIPPI **81.7**
U.S. = 100



\$60,328
MEDIAN HOUSEHOLD INCOME



18.3%
POVERTY RATE

**RIGHT TO
WORK STATE**

3.2%

private union membership in county

\$1.9 BILLION

GROSS DOMESTIC PRODUCT

The largest contributing sector, Real Estate and Rental Leasing, contributed 18.2% to the 2020 Gross Domestic Product (GDP) of the county.

LARGEST INDUSTRY CLUSTERS



RETAIL



WOOD/PAPER



CONSUMER
SERVICES



COAL/OIL/POWER



HEALTH

MAJOR EMPLOYERS

OF EMPLOYEES

Wesley Health System	Hattiesburg, MS	Nursing and Residential Care	1,590
Lamar County School System	Purvis, MS	Primary and Secondary Education	1,500
MS Department of Mental Health	Purvis, MS	Hospitals	310
County of Lamar	Purvis, MS	Executive and Legislature	300
GMRI, Inc.	Hattiesburg, MS	Restaurants and Bars	228



LAWRENCE COUNTY

MISSISSIPPI

 **12,633**
POPULATION

3.8% **UNEMPLOYMENT RATE** SEASONALLY ADJUSTED

WORKFORCE

4,960 LABOR FORCE PARTICIPATION
2,900 TOTAL EMPLOYED IN COUNTY
637 TOTAL EMPLOYED IN MANUFACTURING

AVERAGE
COMMUTE TIME
 **35.7**
MINUTES

AVERAGE WAGE
\$42,331

AVERAGE MANUFACTURING WAGE
\$77,136

COST OF LIVING INDEX

LAWRENCE COUNTY  **80.5**
MISSISSIPPI **81.7**
U.S. = 100



\$41,914
MEDIAN HOUSEHOLD INCOME



18.6%
POVERTY RATE

**RIGHT TO
WORK STATE**

5.0%
private union membership

\$278 MILLION

GROSS DOMESTIC PRODUCT

The largest contributing sector, Manufacturing, contributed 44% to the 2020 Gross Domestic Product (GDP) of the county.

LARGEST INDUSTRY CLUSTERS



WOOD/PAPER



AGRICULTURE



MACHINERY
MANUFACTURING



COAL/OIL/POWER



PUBLIC
ADMINISTRATION

MAJOR EMPLOYERS

			# OF EMPLOYEES
Magnolia Management Corporation	Monticello, MS	Nursing and Residential Care	382
Monticello Community Care Center, LLC	Monticello, MS	Nursing and Residential Care	234
Lawrence County School District	Monticello, MS	Primary and Secondary Education	157
Atlas-Ssi, Inc.	Monticello, MS	Machinery Wholesale	150
Lawrence County Hospital Inc.	Monticello, MS	Hospitals	146



LEFLORE COUNTY

MISSISSIPPI

 **29,222**
POPULATION

4.3% **UNEMPLOYMENT RATE** SEASONALLY ADJUSTED

WORKFORCE

10,123 LABOR FORCE PARTICIPATION
14,823 TOTAL EMPLOYED IN COUNTY
2,841 TOTAL EMPLOYED IN MANUFACTURING

AVERAGE
COMMUTE TIME
 **15.5**
MINUTES

AVERAGE WAGE
\$38,624

AVERAGE MANUFACTURING WAGE
\$33,776

COST OF LIVING INDEX

LEFLORE COUNTY  **71.5**
MISSISSIPPI  **81.7**
U.S. = 100



\$26,735
MEDIAN HOUSEHOLD INCOME



36.8%
POVERTY RATE

**RIGHT TO
WORK STATE**
4.6%

private union membership in county

\$1.25 BILLION

GROSS DOMESTIC PRODUCT

The largest contributing sector, Manufacturing, contributed 16.7% to the 2020 Gross Domestic Product (GDP) of the county.

LARGEST INDUSTRY CLUSTERS



FOOD
MANUFACTURING



AGRICULTURE



WOOD/PAPER



MACHINERY
MANUFACTURING



ELECTRIC/
ELECTRONICS
MANUFACTURING

MAJOR EMPLOYERS

OF EMPLOYEES

Greenwood Leflore Consolidated School District	Greenwood, MS	Primary and Secondary Education	990
Greenwood Leflore Hospital	Greenwood, MS	Hospitals	890
Viking Range, LLC	Greenwood, MS	Household Equipment Manufacturer	580
Mississippi Valley State	Itta Bena, MS	Colleges and Universities	580
The Richard John Collection Inc.	Greenwood, MS	Electrical Equipment and Appliances Mfg	450



LINCOLN COUNTY

MISSISSIPPI



34,320
POPULATION

2.7%

UNEMPLOYMENT
RATE | SEASONALLY
ADJUSTED

WORKFORCE

14,444 LABOR FORCE PARTICIPATION
13,752 TOTAL EMPLOYED IN COUNTY
1,190 TOTAL EMPLOYED IN MANUFACTURING

AVERAGE
COMMUTE TIME



27.2
MINUTES

AVERAGE WAGE

\$39,213

AVERAGE MANUFACTURING WAGE

\$49,133

COST OF LIVING INDEX

LINCOLN COUNTY **73.8**
MISSISSIPPI **81.7**
U.S. = 100



\$42,606

MEDIAN HOUSEHOLD INCOME



21.0%

POVERTY RATE

RIGHT TO
WORK STATE

5.0%

private union membership in county

\$1.1 BILLION

GROSS DOMESTIC PRODUCT

The largest contributing sector, Manufacturing, contributed 13.9% to the 2020 Gross Domestic Product (GDP) of the county.

LARGEST INDUSTRY CLUSTERS



WOOD/PAPER



AUTO/
AUTO RELATED



RETAIL



CHEMICAL



AGRICULTURAL

MAJOR EMPLOYERS

OF EMPLOYEES

Walmart Distribution Center	Brookhaven, MS	Distribution and Trucking	1,100
King's Daughters Medical Center	Brookhaven, MS	Hospitals	700
McLane Souther	Brookhaven, MS	Grocery Distribution	430
Aptiv Services Us, LLC	Brookhaven, MS	Motor Vehicle Parts Manufacturing	400
Dickerson and Bowen	Brookhaven, MS	Highway Construction and Maintenance	200



MARION COUNTY

MISSISSIPPI



24,990
POPULATION

2.8%

UNEMPLOYMENT
RATE | SEASONALLY
ADJUSTED

WORKFORCE

9,028

LABOR FORCE PARTICIPATION

9,182

TOTAL EMPLOYED IN COUNTY

468

TOTAL EMPLOYED IN MANUFACTURING

AVERAGE
COMMUTE TIME



37.3
MINUTES

AVERAGE WAGE

\$39,899

AVERAGE MANUFACTURING WAGE

\$58,418

COST OF LIVING INDEX

MARION COUNTY
MISSISSIPPI
U.S. = 100



79.7

81.7



\$32,090

MEDIAN HOUSEHOLD INCOME



25.5%

POVERTY RATE

**RIGHT TO
WORK STATE**

4.6%

private union membership in county

\$720 MILLION

GROSS DOMESTIC PRODUCT

The largest contributing sector, Construction, contributed 13.4% to the 2020 Gross Domestic Product (GDP) of the county.

LARGEST INDUSTRY CLUSTERS



TEXTILE/
LEATHER



WOOD/PAPER



UTILITIES



COAL/OIL/POWER



CONSTRUCTION

MAJOR EMPLOYERS

OF EMPLOYEES

Marion County School District	Columbia, MS	Support Activities for Mining	365
Deepwell Energy Services, LLC	Columbia, MS	Oil and gas wells	353
T.L. Wallace Construction, Inc.	Columbia, MS	Civil Engineering	298
T.K. Stanley, Inc.	Columbia, MS	Department Stores	250
Marion General Hospital	Columbia, MS	Hospitals	215



MONTGOMERY COUNTY

MISSISSIPPI



10,068
POPULATION

3.5%

UNEMPLOYMENT RATE | SEASONALLY ADJUSTED

WORKFORCE

4,336
2,682
123

LABOR FORCE PARTICIPATION
TOTAL EMPLOYED IN COUNTY
TOTAL EMPLOYED IN MANUFACTURING

AVERAGE
COMMUTE TIME



26.7

MINUTES

AVERAGE WAGE

\$31,441

AVERAGE MANUFACTURING WAGE

\$34,333

COST OF LIVING INDEX

MONTGOMERY COUNTY | **72.0**
MISSISSIPPI | **81.7**
U.S. = 100



\$39,840

MEDIAN HOUSEHOLD INCOME



27.1%

POVERTY RATE

**RIGHT TO
WORK STATE**

3.6%

private union membership in county

\$161 MILLION

GROSS DOMESTIC PRODUCT

The largest contributing sector, Health Care and Social Assistance, contributed 19.1% to the 2020 Gross Domestic Product (GDP) of the county.

LARGEST INDUSTRY CLUSTERS



WOOD/PAPER



AGRICULTURE



METAL & PRODUCTS
MANUFACTURING



PUBLIC
ADMINISTRATION



FREIGHT
TRANSPORTATION

MAJOR EMPLOYERS

OF EMPLOYEES

Winona-Montgomery Consolidated School District	Winona, MS	Primary and Secondary Education	200
Montgomery County School District	Winona, MS	Primary and Secondary Education	84
North Central Planning & Development	Winona, MS	City Planning	80
City of Winona	Winona, MS	Executive and Legislature	69
Bank of Kilmichael	Kilmichael, MS	Banking	66



NEWTON COUNTY

MISSISSIPPI

 **21,360**
POPULATION

3.1% **UNEMPLOYMENT RATE** SEASONALLY ADJUSTED

WORKFORCE

8,511 LABOR FORCE PARTICIPATION
5,967 TOTAL EMPLOYED IN COUNTY
676 TOTAL EMPLOYED IN MANUFACTURING

AVERAGE
COMMUTE TIME
 **28.1**
MINUTES

AVERAGE WAGE
\$34,511

AVERAGE MANUFACTURING WAGE
\$50,033

COST OF LIVING INDEX

NEWTON COUNTY  **72.1**
MISSISSIPPI **81.7**
U.S. = 100



\$35,958
MEDIAN HOUSEHOLD INCOME



25.6%
POVERTY RATE

**RIGHT TO
WORK STATE**
4.4%

private union membership in county

\$407 MILLION

GROSS DOMESTIC PRODUCT

The largest contributing sector, Manufacturing, contributed 16.8% to the 2020 Gross Domestic Product (GDP) of the county.

LARGEST INDUSTRY CLUSTERS



WOOD/PAPER



AGRICULTURE



METAL &
PRODUCTS
MANUFACTURING



CONSTRUCTION



EDUCATION

MAJOR EMPLOYERS

OF EMPLOYEES

Laird Hospital, Inc.	Union, MS	CHospitals	368
Esco Group LLC	Newton, MS	Machinery and Equipment Mfg	250
Newton Municipal School District	Newton, MS	Primary and Secondary Education	230
East Central Community College	Decatur, MS	Colleges and Universities	200
Delta Directional Drilling, LLC	Newton, MS	Petroleum and Natural Gas Extraction	155



PEARL RIVER COUNTY

MISSISSIPPI



55,219
POPULATION

3.1%

UNEMPLOYMENT
RATE | SEASONALLY
ADJUSTED

WORKFORCE

23,674 LABOR FORCE PARTICIPATION
12,632 TOTAL EMPLOYED IN COUNTY
620 TOTAL EMPLOYED IN MANUFACTURING

AVERAGE
COMMUTE TIME



34.2

MINUTES

AVERAGE WAGE

\$34,817

AVERAGE MANUFACTURING WAGE

\$50,671

COST OF LIVING INDEX

PEARL RIVER COUNTY | **86.4**
MISSISSIPPI | **81.7**
U.S. = 100



\$46,901

MEDIAN HOUSEHOLD INCOME



17.1%

POVERTY RATE

RIGHT TO
WORK STATE

3.2%

private union membership in county

\$933 MILLION

GROSS DOMESTIC PRODUCT

The largest contributing sector, Retail Trade, contributed 16.3% to the 2020 Gross Domestic Product (GDP) of the county.

LARGEST INDUSTRY CLUSTERS



AGRICULTURE



EDUCATION



RETAIL



CHEMICAL



CONSTRUCTION

MAJOR EMPLOYERS

OF EMPLOYEES

Picayune School District	Picayune, MS	Primary and Secondary Education	600
Pearl River County School District	Carriere, MS	Primary and Secondary Education	425
Pearl River Community College	Poplarville, MS	Community college	350
County of Pearl River	Poplarville, MS	Executive and Legislature	344
Poplarville School District	Poplarville, MS	Primary and Secondary Education	328



PERRY COUNTY

MISSISSIPPI



12,006
POPULATION

3.6%

UNEMPLOYMENT
RATE | SEASONALLY
ADJUSTED

WORKFORCE

5,018

LABOR FORCE PARTICIPATION

2,633

TOTAL EMPLOYED IN COUNTY

562

TOTAL EMPLOYED IN MANUFACTURING

AVERAGE
COMMUTE TIME



32.6
MINUTES

AVERAGE WAGE

\$39,862

AVERAGE MANUFACTURING WAGE

\$72,704

COST OF LIVING INDEX



\$42,469

MEDIAN HOUSEHOLD INCOME



19.0%

POVERTY RATE

RIGHT TO
WORK STATE

5.1%

private union membership in county

\$241 MILLION

GROSS DOMESTIC PRODUCT

The largest contributing sector, Manufacturing, contributed 49.2% to the 2020 Gross Domestic Product (GDP) of the county.

LARGEST INDUSTRY CLUSTERS



WOOD/PAPER



AGRICULTURE



PUBLIC
ADMINISTRATION



FREIGHT
TRANSPORTATION



UTILITIES

MAJOR EMPLOYERS

OF EMPLOYEES

Richton School District	Richton, MS	Public elementary and secondary schools	620
Perry County School District	New Augusta, MS	Public elementary and secondary schools	411
Leaf River Cellulose, LLC	New Augusta, MS	Diaper, pulp paper	300
Perry County	New Augusta, MS	County Government	164
Perry County General Hospital LLC	Richton, MS	Hospitals	75



PIKE COUNTY

MISSISSIPPI

 **39,32**
POPULATION

4.0% **UNEMPLOYMENT RATE** SEASONALLY ADJUSTED

WORKFORCE

14,690 LABOR FORCE PARTICIPATION
16,312 TOTAL EMPLOYED IN COUNTY
3,030 TOTAL EMPLOYED IN MANUFACTURING

AVERAGE
COMMUTE TIME
 **24.4**
MINUTES

AVERAGE WAGE
\$34,347

AVERAGE MANUFACTURING WAGE
\$35,324

COST OF LIVING INDEX

PIKE COUNTY  **80.9**
MISSISSIPPI  **81.7**
U.S. = 100



\$31,784
MEDIAN HOUSEHOLD INCOME



33.0%
POVERTY RATE

**RIGHT TO
WORK STATE**

4.4%

private union membership in county

\$1.2 BILLION

GROSS DOMESTIC PRODUCT

The largest contributing sector, Manufacturing, contributed 18.8% to the 2020 Gross Domestic Product (GDP) of the county.

LARGEST INDUSTRY CLUSTERS



FOOD
MANUFACTURING



WOOD/PAPER



AGRICULTURE



METAL &
PRODUCT
MANUFACTURING



CHEMICAL

MAJOR EMPLOYERS

OF EMPLOYEES

Sanderson Farms (Production & Processing)	Magnolia, MS	Poultry processing and production	1,960
Southwest MS Regional Medical Center	McComb, MS	Hospital and healthcare services	1,100
McComb School District	McComb, MS	Primary and Secondary Education	450
Coca-Cola Bottling Company United, Inc.	McComb, MS	Beverage Manufacturing	449
North Pike School District	Summit, MS	Primary and Secondary Education	316



QUITMAN COUNTY

MISSISSIPPI

 **7,187**
POPULATION

4.6%

UNEMPLOYMENT RATE | SEASONALLY ADJUSTED

WORKFORCE

2,876 LABOR FORCE PARTICIPATION
1,289 TOTAL EMPLOYED IN COUNTY
33 TOTAL EMPLOYED IN MANUFACTURING

AVERAGE
COMMUTE TIME
 **27.8**
MINUTES

AVERAGE WAGE
\$32,212

AVERAGE MANUFACTURING WAGE
\$53,012

COST OF LIVING INDEX

QUITMAN COUNTY | **74.6**
MISSISSIPPI | **81.7**
U.S. = 100



\$25,283
MEDIAN HOUSEHOLD INCOME



35.6%
POVERTY RATE

**RIGHT TO
WORK STATE**

2.9%
private union membership in county

\$92 MILLION

GROSS DOMESTIC PRODUCT

The largest contributing sector, Agriculture, Forestry, Fishing, and Hunting, contributed 25.9% to the 2020 Gross Domestic Product (GDP) of the county.

LARGEST INDUSTRY CLUSTERS



AGRICULTURE



COAL/OIL/POWER



UTILITIES



PUBLIC
ADMINISTRATION



EDUCATION

MAJOR EMPLOYERS

			# OF EMPLOYEES
Quitman County School District	Marks, MS	Primary and Secondary Education	223
Quitman County Hospital	Marks, MS	Hospital	95
County of Quitman	Marks, MS	County Government	75
Citizens Bank & Trust Company of Marks	Marks, MS	Banking	65
Casco Products Corporation	Marks, MS	Motor Vehicle Parts Manufacturing	50



RANKIN COUNTY

MISSISSIPPI



152,677
POPULATION

0.9%

POPULATION ANNUAL AVERAGE
GROWTH RATE

WORKFORCE

77,659 LABOR FORCE PARTICIPATION
67,581 EMPLOYED IN COUNTY
2.0% UNEMPLOYMENT RATE
(Seasonally Adjusted)

AVERAGE
COMMUTE TIME
 **25.4**
MINUTES

AVERAGE WAGE
\$44,666

AVERAGE MANUFACTURING WAGE
\$54,797

COST OF LIVING INDEX

RANKIN COUNTY **81.0**
JACKSON MSA **79.2**
MISSISSIPPI **81.7**
U.S. = 100



\$65,996
MEDIAN HOUSEHOLD INCOME



8.3%
POVERTY RATE

**RIGHT TO
WORK STATE**

5.9%
private union membership in county

\$6.7 BILLION

GROSS DOMESTIC PRODUCT

The largest contributing sector, Real Estate and Rental Leasing, contributed 13.3% to the 2020 Gross Domestic Product (GDP) of the county.

LARGEST INDUSTRY CLUSTERS



FREIGHT
TRANSPORTATION



METAL &
PRODUCTS
MANUFACTURING



CONSTRUCTION



RETAIL



WOOD/PAPER

MAJOR EMPLOYERS

OF EMPLOYEES

KLLM Trucking	Richland, MS	Transportation Services	1,400
Sanderson Farms	Flowood, MS	Frozen Food Manufacturing	300
U.S. Foods	Flowood, MS	Food Supplier/Distribution	350
Siemens Power Transmission	Richland, MS	Electrical Transformers	300
Ergon, Inc. (Corporate Headquarters)	Flowood, MS	Petroleum Product Manufacturing	275
Nucor Steel	Flowood, MS	Steel Bar Manufacturing	275



SCOTT COUNTY

MISSISSIPPI



28,332
POPULATION

2.4%

UNEMPLOYMENT
RATE | SEASONALLY
ADJUSTED

WORKFORCE

12,077 LABOR FORCE PARTICIPATION
14,074 TOTAL EMPLOYED IN COUNTY
6,562 TOTAL EMPLOYED IN MANUFACTURING

AVERAGE
COMMUTE TIME



26.0
MINUTES

AVERAGE WAGE

\$38,343

AVERAGE MANUFACTURING WAGE

\$42,435

COST OF LIVING INDEX

SCOTT COUNTY | **70.2**
MISSISSIPPI | **81.7**
U.S. = 100



\$34,943

MEDIAN HOUSEHOLD INCOME



25.5%

POVERTY RATE

RIGHT TO
WORK STATE

6.3%

private union membership in county

\$982 BILLION

GROSS DOMESTIC PRODUCT

The largest contributing sector, Manufacturing, contributed 48.9% to the 2020 Gross Domestic Product (GDP) of the county.

LARGEST INDUSTRY CLUSTERS



FOOD
MANUFACTURING



ELECTRIC/
ELECTRONICS
MANUFACTURING



AGRICULTURAL



AUTO/
AUTO-RELATED



WOOD/PAPER

MAJOR EMPLOYERS

OF EMPLOYEES

Koch Foods	Forest, MS	Poultry processing	1,140
Hudspeth Regional Center	Morton, MS	Nursing and Residential Care	870
Scott County School District	Forest, MS	Primary and Secondary Education	437
Raytheon Company	Forest, MS	Electromedical and Control Instruments Mfg	400
Central Industries	Forest, MS	Miscellaneous Wholesale	312



SHARKEY COUNTY

MISSISSIPPI



4,404
POPULATION

5.3%

UNEMPLOYMENT RATE | SEASONALLY ADJUSTED

WORKFORCE

1,898 LABOR FORCE PARTICIPATION
1,279 TOTAL EMPLOYED IN COUNTY
213 TOTAL EMPLOYED IN AGRICULTURE

AVERAGE
COMMUTE TIME



23.8

MINUTES

AVERAGE WAGE

\$37,745

AVERAGE AGRICULTURE WAGE

\$65,290

COST OF LIVING INDEX

SHARKEY COUNTY | **69.4**
MISSISSIPPI | **81.7**
U.S. = 100



\$29,394

MEDIAN HOUSEHOLD INCOME



27.4%

POVERTY RATE

**RIGHT TO
WORK STATE**

3.2%

private union membership in county

\$121 MILLION

GROSS DOMESTIC PRODUCT

The largest contributing sector, Agriculture, Forestry, Fishing, and Hunting, contributed 23.8% to the 2020 Gross Domestic Product (GDP) of the county.

LARGEST INDUSTRY CLUSTERS



AGRICULTURE



COAL/OIL/POWER



PUBLIC
ADMINISTRATION



HEALTH



EDUCATION

MAJOR EMPLOYERS

			# OF EMP
South Delta School District	Rolling Fork, MS	Primary and Secondary Education	189
Sharkey County	Rolling Fork, MS	Executive and Legislature	75
Sharkey-Issaquena Community Hospital	Rolling Fork, MS	Hospitals	65
South Delta School District	Rolling Fork, MS	Primary and Secondary Education	50
Continue Care	Rolling Fork, MS	Home Health Services	37



SIMPSON COUNTY

MISSISSIPPI



26,888
POPULATION

2.7%

UNEMPLOYMENT
RATE | SEASONALLY
ADJUSTED

WORKFORCE

11,630 LABOR FORCE PARTICIPATION
7,626 TOTAL EMPLOYED IN COUNTY
207 TOTAL EMPLOYED IN MANUFACTURING

AVERAGE
COMMUTE TIME



32.0
MINUTES

AVERAGE WAGE

\$33,425

AVERAGE MANUFACTURING WAGE

\$30,016

COST OF LIVING INDEX

SIMPSON COUNTY **73.0**
JACKSON MSA **79.2**
MISSISSIPPI **81.7**
U.S. = 100



\$43,850

MEDIAN HOUSEHOLD INCOME



19.4%

POVERTY RATE

RIGHT TO
WORK STATE

5.4%

private union membership in county

\$495 MILLION

GROSS DOMESTIC PRODUCT

The largest contributing sector, Health Care and Social Assistance, contributed 19.9% to the 2020 Gross Domestic Product (GDP) of the county.

LARGEST INDUSTRY CLUSTERS



AGRICULTURE



HEALTH



FOOD
MANUFACTURING



EDUCATION



PUBLIC
ADMINISTRATION

MAJOR EMPLOYERS

OF EMPLOYEES

Simpson County School District	Mendenhall, MS	Primary and Secondary Education	500
Millcreek Management Corp	Magee, MS	Social and Rehabilitation Services	279
Magee Benevolent Association	Magee, MS	Hospitals	230
Pioneer Health Services, Inc.	Magee, MS	Hospitals	229
Rehabilitation Centers, LLC	Magee, MS	Outpatient Care	141



SMITH COUNTY

MISSISSIPPI

 **16,009**
POPULATION

2.4% **UNEMPLOYMENT RATE** SEASONALLY ADJUSTED

WORKFORCE

6,538 LABOR FORCE PARTICIPATION
3,379 TOTAL EMPLOYED IN COUNTY
1,001 TOTAL EMPLOYED IN MANUFACTURING

AVERAGE
COMMUTE TIME
 **34.2**
MINUTES

AVERAGE WAGE
\$42,743

AVERAGE MANUFACTURING WAGE
\$58,046

COST OF LIVING INDEX

SMITH COUNTY | **74.2**
MISSISSIPPI | **81.7**
U.S. = 100



\$43,105
MEDIAN HOUSEHOLD INCOME



18.9%
POVERTY RATE

**RIGHT TO
WORK STATE**

6.0%
private union membership in county

\$337 MILLION

GROSS DOMESTIC PRODUCT

The largest contributing sector, Manufacturing, contributed 41.6% to the 2020 Gross Domestic Product (GDP) of the county.

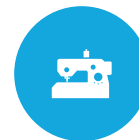
LARGEST INDUSTRY CLUSTERS



WOOD/PAPER



AGRICULTURE



TEXTILE/LEATHER



COAL/OIL/POWER



METAL & PRODUCTS
MANUFACTURING

MAJOR EMPLOYERS

			# OF EMPLOYEES
Solar Group, Inc.	Taylorsville, MS	Metal Products Manufacturing	510
Jasper West Consolidated Schools	Bay Springs, MS	Primary and Secondary Education	419
Smith County School District	Raleigh, MS	Primary and Secondary Education	400
Southern Pine Electric Cooperative	Taylorsville, MS	Electricity Generation and Distribution	260
Nexteer Automotive Corporation	Morton, MS	Motor Vehicle Parts Manufacturing	257



STONE COUNTY

MISSISSIPPI



18,276
POPULATION

0.3%

POPULATION ANNUAL AVERAGE
GROWTH RATE



WORKFORCE

8,170

LABOR FORCE PARTICIPATION

5,248

TOTAL EMPLOYED IN COUNTY

2.9%

UNEMPLOYMENT RATE

(Seasonally Adjusted)

AVERAGE
COMMUTE TIME



33.2

MINUTES

AVERAGE WAGE

\$34,806

AVERAGE MANUFACTURING WAGE

\$53,256

COST OF LIVING INDEX

STONE COUNTY

MISSISSIPPI

U.S. = 100



82.9

81.7



\$45,483

MEDIAN HOUSEHOLD INCOME



19.8%

POVERTY RATE

**RIGHT TO
WORK STATE**

3.9%

private union membership in county

\$375 MILLION

GROSS DOMESTIC PRODUCT

The largest contributing sector, Manufacturing, contributed 18.8% to the 2020 Gross Domestic Product (GDP) of the county.

LARGEST INDUSTRY CLUSTERS



WOOD/PAPER



PUBLIC
ADMINISTRATION



AGRICULTURAL



FREIGHT
TRANSPORTATION



EDUCATION

MAJOR EMPLOYERS

OF EMPLOYEES

Mississippi Gulf Coast Community College	Perkinston, MS	Community college	980
Stone County School District	Wiggins, MS	Primary and Secondary Education	500
Ten D Enterprises, Inc	Wiggins, MS	Restaurants and Bars	148
Azalea Gardens Nursing Care	Wiggins, MS	Nursing and Residential Care	146
Big Level Trucking Inc.	Wiggins, MS	Trucking	82



SUNFLOWER COUNTY

MISSISSIPPI

 **26,168**
POPULATION

5.3%

UNEMPLOYMENT RATE | SEASONALLY ADJUSTED

WORKFORCE

9,517 LABOR FORCE PARTICIPATION
8,875 TOTAL EMPLOYED IN COUNTY
314 TOTAL EMPLOYED IN MANUFACTURING

AVERAGE
COMMUTE TIME
 **18.8**
MINUTES

AVERAGE WAGE
\$36,769

AVERAGE MANUFACTURING WAGE
\$43,652

COST OF LIVING INDEX

SUNFLOWER COUNTY  **71.1**
MISSISSIPPI  **81.7**
U.S. = 100



\$30,838
MEDIAN HOUSEHOLD INCOME



31.7%
POVERTY RATE

**RIGHT TO
WORK STATE**
4.6%

private union membership in county

\$627 MILLION

GROSS DOMESTIC PRODUCT

The largest contributing sector, Health Care and Social Assistance, contributed 14% to the 2020 Gross Domestic Product (GDP) of the county.

LARGEST INDUSTRY CLUSTERS



AGRICULTURE



PUBLIC
ADMINISTRATION



EDUCATION



FREIGHT
TRANSPORTATION



CONSUMER
SERVICES

MAJOR EMPLOYERS

			# OF EMPLOYEES
Indianola School District	Indianola, MS	Public elementary and secondary schools	400
Mississippi Delta Community College	Moorhead, MS	Colleges and Universities	325
Sunflower County School District	Indianola, MS	Primary and Secondary Education	300
Ruleville Manufacturing Company, Inc.	Ruleville, MS	Clothing and Apparel Manufacturing	218
South Sunflower County Hospital	Indianola, MS	Hospitals	200



TALLAHATCHIE COUNTY

MISSISSIPPI



14,158
POPULATION

3.2%

UNEMPLOYMENT
RATE | SEASONALLY
ADJUSTED

WORKFORCE

4,955

LABOR FORCE PARTICIPATION

3,087

TOTAL EMPLOYED IN COUNTY

90

TOTAL EMPLOYED IN MANUFACTURING

AVERAGE
COMMUTE TIME



27.0
MINUTES

AVERAGE WAGE

\$37,756

AVERAGE MANUFACTURING WAGE

\$26,932

COST OF LIVING INDEX

TALLAHATCHIE COUNTY
MISSISSIPPI
U.S. = 100



76.4
81.7



\$29,864

MEDIAN HOUSEHOLD INCOME



31.7%

POVERTY RATE

**RIGHT TO
WORK STATE**

2.8%

private union membership in county

\$236 MILLION

GROSS DOMESTIC PRODUCT

The largest contributing sector, Agriculture, Forestry, Fishing, and Hunting, contributed 17.4% to the 2020 Gross Domestic Product (GDP) of the county.

LARGEST INDUSTRY CLUSTERS



AGRICULTURE



PUBLIC
ADMINISTRATION



CHEMICAL



AUTO/
AUTO-RELATED



FREIGHT
TRANSPORTATION

MAJOR EMPLOYERS

OF EMPLOYEES

Tallahatchie General Hospital	Charleston, MS	General medical and surgical hospitals	315
East Tallahatchie School District	Sumner, MS	Public elementary and secondary schools	256
West Tallahatchie School District	Sumner, MS	Public elementary and secondary schools	225
Tutwiler Clinic, Inc.	Tutwiler, MS	Physicians and Health Practitioners	55
Tallahatchie General Hospital	Charleston, MS	Hospitals	49



TUNICA COUNTY

MISSISSIPPI



9,988
POPULATION

4.4%

UNEMPLOYMENT RATE | SEASONALLY ADJUSTED

WORKFORCE

4,617

LABOR FORCE PARTICIPATION

6,107

TOTAL EMPLOYED IN COUNTY

411

TOTAL EMPLOYED IN MANUFACTURING

AVERAGE
COMMUTE TIME



22.0
MINUTES

AVERAGE WAGE

\$36,925

AVERAGE MANUFACTURING WAGE

\$45,488

COST OF LIVING INDEX

TUNICA COUNTY

MEMPHIS MSA

MISSISSIPPI

U.S. = 100



81.1

86.1

81.7



\$39,370

MEDIAN HOUSEHOLD INCOME



24.0%

POVERTY RATE

**RIGHT TO
WORK STATE**

4.5%

private union membership in county

\$545 MILLION

GROSS DOMESTIC PRODUCT

The largest contributing sector, Accommodation and Food Services, contributed 45.9% to the 2020 Gross Domestic Product (GDP) of the county.

LARGEST INDUSTRY CLUSTERS



AGRICULTURAL



CONSUMER
SERVICES



METAL &
PRODUCT
MANUFACTURING



AUTO/
AUTO-RELATED



FOOD
MANUFACTURING

MAJOR EMPLOYERS

			# OF EMP
Sam's Town Casino	Tunica, MS	Gambling establishment and accommodations	1,590
Gold Strike Casino	Tunica, MS	Gambling establishment and accommodations	1,200
The Fitz Casino	Tunica, MS	Gambling establishment and accommodations	546
Harrahs Grand	Tunica, MS	Gambling establishment and accommodations	311
Tunica County School District	Tunica, MS	Primary and Secondary Education	285

Over 6% of employment in Tunica County is within the manufacturing sector.



WALTHALL COUNTY

MISSISSIPPI

 **14,477**
POPULATION

3.8% **UNEMPLOYMENT RATE** | SEASONALLY ADJUSTED

WORKFORCE

5,493 LABOR FORCE PARTICIPATION
3,051 TOTAL EMPLOYED IN COUNTY
345 TOTAL EMPLOYED IN MANUFACTURING

AVERAGE
COMMUTE TIME
 **34.0**
MINUTES

AVERAGE WAGE
\$30,492

AVERAGE MANUFACTURING WAGE
\$43,207

COST OF LIVING INDEX

WALTHALL COUNTY | **81.0**
MISSISSIPPI | **81.7**
U.S. = 100

 **\$30,961**
MEDIAN HOUSEHOLD INCOME

 **24.0%**
POVERTY RATE

**RIGHT TO
WORK STATE**
4.6%

private union membership in county

\$212 MILLION

GROSS DOMESTIC PRODUCT

The largest contributing sector, Manufacturing, contributed 16.8% to the 2020 Gross Domestic Product (GDP) of the county.

LARGEST INDUSTRY CLUSTERS



APPAREL/CUT
AND SEW
MANUFACTURING



WOOD/PAPER



AGRICULTURE



ELECTRIC/
ELECTRONICS
MANUFACTURING



FREIGHT
TRANSPORTATION

MAJOR EMPLOYERS

			# OF EMP
Walthall County School District	Tylertown, MS	Primary and Secondary Education	400
Walthall County General Hospital	Tylertown, MS	Hospitals	131
County of Walthall	Tylertown, MS	County Government	100
Brigade Manufacturing	Tylertown, MS	Apparel Manufacturing	70
RK Wallace Construction	Jayess, MS	Residential and Commercial Building Construction	60



WARREN COUNTY

MISSISSIPPI



46,519
POPULATION

3.3%

UNEMPLOYMENT
RATE | SEASONALLY
ADJUSTED

WORKFORCE

20,678 LABOR FORCE PARTICIPATION
20,160 TOTAL EMPLOYED IN COUNTY
2,310 TOTAL EMPLOYED IN MANUFACTURING

AVERAGE
COMMUTE TIME
 **20.2**
MINUTES

AVERAGE WAGE
\$47,770

AVERAGE MANUFACTURING WAGE
\$62,800

COST OF LIVING INDEX

WARREN COUNTY | **87.3**
MISSISSIPPI | **83.7**
U.S. = 100



\$45,113
MEDIAN HOUSEHOLD INCOME



20.6%
POVERTY RATE

**RIGHT TO
WORK STATE**
4.3%

private union membership in county

\$2.2 BILLION

GROSS DOMESTIC PRODUCT

The largest contributing sector, Professional, Scientific, and Technical Services, contributed 21.8% to the 2020 Gross Domestic Product (GDP) of the county.


LARGEST INDUSTRY CLUSTERS



WOOD/PAPER



FOOD
MANUFACTURING



ELECTRIC/
ELECTRONICS
MANUFACTURING



FREIGHT
TRANSPORTATION



COAL/OIL/POWER

MAJOR EMPLOYERS

			# OF EMP
Ameristar Casino Vicksburg, Inc.	Vicksburg, MS	Gambling and Casinos	7,200
Vicksburg Healthcare LLC	Vicksburg, MS	Hospitals	1,500
US Army Corps of Engineers	Vicksburg, MS	National Security and International Affairs	1,400
Warren Vicksburg School District	Vicksburg, MS	Elementary and secondary schools	970
Promise Hospital of Vicksburg, Inc.	Vicksburg, MS	Hospitals	630



WASHINGTON COUNTY

MISSISSIPPI



46,057
POPULATION

4.8%

UNEMPLOYMENT RATE | SEASONALLY ADJUSTED

WORKFORCE

18,863 LABOR FORCE PARTICIPATION
17,203 TOTAL EMPLOYEES IN COUNTY
1,136 TOTAL EMPLOYEES IN MANUFACTURING

AVERAGE
COMMUTE TIME



16.7
MINUTES

AVERAGE WAGE

\$38,253

AVERAGE MANUFACTURING WAGE

\$54,123

COST OF LIVING INDEX

WASHINGTON COUNTY | **70.8**
MISSISSIPPI | **81.7**
U.S. = 100



\$29,705

MEDIAN HOUSEHOLD INCOME



33.9%

POVERTY RATE

**RIGHT TO
WORK STATE**

3.6%

private union membership in county

\$1.5 BILLION

GROSS DOMESTIC PRODUCT

The largest contributing sector, Real Estate and Rental and Leasing, contributed 13.9% to the 2020 Gross Domestic Product (GDP) of the county.

LARGEST INDUSTRY CLUSTERS



AGRIBUSINESS



CHEMICAL



AUTO/
AUTO-RELATED



PUBLIC
ADMINISTRATION



EDUCATION

MAJOR EMPLOYERS

			# OF EMP
Lighthouse Point Casino	Greenville, MS	Casinos	1,250
Delta Health System	Greenville, MS	Hospitals	800
Harlow's Casino	Greenville, MS	Casinos	480
City of Greenville	Greenville, MS	Executive and Legislature	425
County of Washington	Greenville, MS	Executive and Legislature	416



WAYNE COUNTY

MISSISSIPPI

 **20,373**
POPULATION

3.7%

UNEMPLOYMENT RATE | SEASONALLY ADJUSTED

WORKFORCE

8,686 LABOR FORCE PARTICIPATION
5,593 TOTAL EMPLOYED IN COUNTY
582 TOTAL EMPLOYED IN MANUFACTURING

AVERAGE
COMMUTE TIME
 **33.5**
MINUTES

AVERAGE WAGE
\$37,847

AVERAGE MANUFACTURING WAGE
\$47,784

COST OF LIVING INDEX

WAYNE COUNTY | **79.2**
MISSISSIPPI | **81.7**
U.S. = 100



\$37,706
MEDIAN HOUSEHOLD INCOME



20.5%
POVERTY RATE

**RIGHT TO
WORK STATE**
4.0%

private union membership in county

\$488 MILLION

GROSS DOMESTIC PRODUCT

The largest contributing sector, Manufacturing, contributed 16% to the 2020 Gross Domestic Product (GDP) of the county.

LARGEST INDUSTRY CLUSTERS



WOOD/PAPER



AGRICULTURE



ELECTRIC/
ELECTRONICS
MANUFACTURING



COAL/OIL/POWER



FREIGHT
TRANSPORTATION

MAJOR EMPLOYERS

			# OF EMP
Mar-Jac Poultry MS, LLC	Waynesboro, MS	Prepared feeds	1,000
Wayne County School District	Waynesboro, MS	Public elementary and secondary schools	570
Wayne General Hospital, Inc.	Waynesboro, MS	General medical and surgical hospitals	320
Clark Oil Company, Inc. (Headquarters)	Waynesboro, MS	Filling stations, gasoline	260
Odom Industries, Inc.	Waynesboro, MS	Basic Chemical Manufacturing	110



WEBSTER COUNTY

MISSISSIPPI



9,768
POPULATION

2.9%

UNEMPLOYMENT RATE | SEASONALLY ADJUSTED

WORKFORCE

4,087
2,459
185

LABOR FORCE PARTICIPATION
TOTAL EMPLOYED IN COUNTY
TOTAL EMPLOYED IN MANUFACTURING

AVERAGE
COMMUTE TIME



32.2
MINUTES

AVERAGE WAGE

\$34,219

AVERAGE MANUFACTURING WAGE

\$41,973

COST OF LIVING INDEX

WEBSTER COUNTY | **71.9**
MISSISSIPPI | **81.7**
U.S. = 100



\$45,730

MEDIAN HOUSEHOLD INCOME



22.2%

POVERTY RATE

**RIGHT TO
WORK STATE**

3.8%

private union membership in county

\$158 MILLION

GROSS DOMESTIC PRODUCT

The largest contributing sector, Health Care and Social Assistance, contributed 16.2% to the 2020 Gross Domestic Product (GDP) of the county.

LARGEST INDUSTRY CLUSTERS



METAL & PRODUCT
MANUFACTURING



WOOD/PAPER



AGRICULTURAL



EDUCATION



AUTO/
AUTO-RELATED

MAJOR EMPLOYERS

			# OF EMP
Webster County School District	Eupora, MS	Public elementary and secondary schools	384
Webster Health Services, Inc.	Eupora, MS	General medical and surgical hospitals	209
County of Webster	Walthall, MS	County Governments	145
Able Home Health, Inc.	Eupora, MS	Home Health Care Services	65
Beaver Dam Health Care Center	Eupora, MS	Nursing and Residential Care	40



WILKINSON COUNTY

MISSISSIPPI



8,875
POPULATION

6.6%

UNEMPLOYMENT
RATE | SEASONALLY
ADJUSTED

WORKFORCE

2,718
1,851
166

LABOR FORCE PARTICIPATION TOTAL
EMPLOYED IN COUNTY
TOTAL EMPLOYED IN MANUFACTURING

AVERAGE
COMMUTE TIME
 **27.0**
MINUTES

AVERAGE WAGE
\$31,083

AVERAGE MANUFACTURING WAGE
\$35,830

COST OF LIVING INDEX

WILKINSON COUNTY | **85.5**
MISSISSIPPI | **81.7**
U.S. = 100



\$27,313
MEDIAN HOUSEHOLD INCOME



34.7%
POVERTY RATE

**RIGHT TO
WORK STATE**
3.8%

private union membership in county

\$118 MILLION

GROSS DOMESTIC PRODUCT

The largest contributing sector, Health Care and Social Assistance, contributed 16.1% to the 2020 Gross Domestic Product (GDP) of the county.

LARGEST INDUSTRY CLUSTERS



WOOD/PAPER



AGRICULTURE



UTILITIES



PUBLIC
ADMINISTRATION



EDUCATION

MAJOR EMPLOYERS

			# OF EMP
Wilkinson County School District	Woodville, MS	Public elementary and secondary schools	225
Field Memorial Community Hospital	Centreville, MS	Hospital	152
Fred Netterville Lumber Company	Woodville, MS	Sawmills and planing mills	120
County of Wilkinson	Woodville, MS	Executive and Legislature	75
Catchings Clinic, PLLC	Woodville, MS	Physicians and Health Practitioners	52



YAZOO COUNTY

MISSISSIPPI



28,565
POPULATION

3.9%

UNEMPLOYMENT RATE | SEASONALLY ADJUSTED

WORKFORCE

10,416

LABOR FORCE PARTICIPATION

6,927

TOTAL EMPLOYED IN COUNTY

604

TOTAL EMPLOYED IN MANUFACTURING

AVERAGE
COMMUTE TIME



26.1
MINUTES

AVERAGE WAGE

\$43,287

AVERAGE MANUFACTURING WAGE

\$76,268

COST OF LIVING INDEX

YAZOO COUNTY
MISSISSIPPI
U.S. = 100



73.1
81.7



\$33,279

MEDIAN HOUSEHOLD INCOME



31.8%

POVERTY RATE

**RIGHT TO
WORK STATE**

5.2%

private union membership

\$705 MILLION

GROSS DOMESTIC PRODUCT

The largest contributing sector, Manufacturing, contributed 21.4% to the 2020 Gross Domestic Product (GDP) of the county.

LARGEST INDUSTRY CLUSTERS



AGRICULTURE



COAL/OIL/POWER



PUBLIC
ADMINISTRATION



FOOD
MANUFACTURING



PHARMACEUTICAL

MAJOR EMPLOYERS

OF EMPLOYEES

CF Industries	Yazoo City, MS	Nitrogenous fertilizers	2,240
Magnolia Health Plan Inc.	Yazoo City, MS	Health Services	686
Yazoo County School District	Yazoo City, MS	Public elementary and secondary schools	400
Baptist Medical Center	Yazoo City, MS	Hospitals	203
Simmons Farm Raised Catfish	Yazoo City, MS	Food Manufacturing	200



GULFPORT-BILOXI, MS MSA

COUNTIES INCLUDE: HANCOCK, HARRISON, JACKSON, AND STONE



412,115
POPULATION

0.7%

POPULATION ANNUAL AVERAGE
GROWTH RATE



WORKFORCE

190,443 LABOR FORCE PARTICIPATION
162,028 TOTAL EMPLOYED IN COUNTY
3.1% UNEMPLOYMENT RATE
(Seasonally Adjusted)

AVERAGE
COMMUTE TIME
 **25.0**
MINUTES

AVERAGE WAGE
\$45,379

AVERAGE MANUFACTURING WAGE
\$71,425

COST OF LIVING INDEX

GULFPORT-BILOXI MSA **90.3**
MISSISSIPPI **81.7**
U.S. = 100



\$49,083
MEDIAN HOUSEHOLD INCOME



18.5%
POVERTY RATE

**RIGHT TO
WORK STATE**
4.0%

private union membership in county

\$18.5 BILLION GROSS DOMESTIC PRODUCT

The largest contributing sector, Manufacturing, contributed 24% to the 2020 Gross Domestic Product (GDP) of the county.

LARGEST INDUSTRY CLUSTERS



MACHINERY
MANUFACTURING



COAL/OIL/POWER



UTILITIES



CONSUMER
SERVICES




PUBLIC
ADMINISTRATION

MAJOR EMPLOYERS

OF EMPLOYEES

Keesler Air Force Base	Biloxi, MS	Military Base	11,276
Huntington Inglass Industries	Pascagoula, MS	Naval Shipbuilding	10,983
Grand Casinos, Inc.	Gulfport, MS	Casinos	7,300
Naval Construction Battalion Center	Gulfport, MS	Military Base	5,500
Beau Rivage Resort & Casino	Gulfport, MS	Casinos	7,300



HATTIESBURG, MS MSA

COUNTIES INCLUDE: COVINGTON, FORREST, LAMAR, AND PERRY



168,177
POPULATION

0.4%

POPULATION ANNUAL AVERAGE
GROWTH RATE



WORKFORCE

79,313 LABOR FORCE PARTICIPATION
72,354 TOTAL EMPLOYED IN COUNTY
2.6% UNEMPLOYMENT RATE
(Seasonally Adjusted)

AVERAGE
COMMUTE TIME



24.4

MINUTES

AVERAGE WAGE

\$41,161

AVERAGE MANUFACTURING WAGE

\$47,496

COST OF LIVING INDEX

GULFPORT-BILOXI MSA **85.7**
MISSISSIPPI **81.7**
U.S. = 100



\$47,213

MEDIAN HOUSEHOLD INCOME



22.4%

POVERTY RATE

**RIGHT TO
WORK STATE**

3.9%

private union membership in county

\$6.5 BILLION

GROSS DOMESTIC PRODUCT

The largest contributing sector, Health Care and Social Assistance, contributed 17% to the 2020 Gross Domestic Product (GDP) of the county.

LARGEST INDUSTRY CLUSTERS



FOOD
MANUFACTURING



WOOD/PAPER



COAL/OIL/POWER



EDUCATION

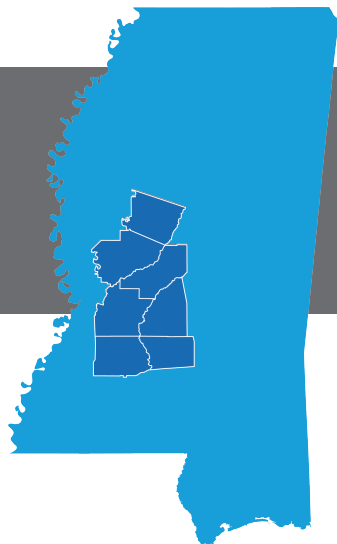


HEALTH

MAJOR EMPLOYERS

OF EMPLOYEES

The University of Southern Mississippi	Hattiesburg, MS	Colleges and Universities	4,500
Forrest General Health Services, Inc.	Hattiesburg, MS	General Medical and Surgical Hospitals	4,030
Hood Companies	Hattiesburg, MS	Rubber and Plastic Product Manufacturing	1,800
Hattiesburg Clinic	Hattiesburg, MS	Physicians and Health Practitioners	1,690
Wesley Health System	Hattiesburg, MS	Nursing and Residential Care	1,590



JACKSON, MS MSA

COUNTIES INCLUDE: COPIAH, HINDS, HOLMES, MADISON, RANKIN, SIMPSON AND YAZOO



597,727
POPULATION

2.8%

UNEMPLOYMENT RATE | SEASONALLY ADJUSTED

WORKFORCE

288,614 LABOR FORCE PARTICIPATION
274,061 TOTAL EMPLOYED IN COUNTY
19,622 TOTAL EMPLOYED IN MANUFACTURING

AVERAGE
COMMUTE TIME



24.6
MINUTES

AVERAGE WAGE

\$46,355

AVERAGE MANUFACTURING WAGE

\$56,977

COST OF LIVING INDEX

JACKSON MSA **79.2**
MISSISSIPPI **81.7**
U.S. = 100



\$53,819

MEDIAN HOUSEHOLD INCOME



17.0%

POVERTY RATE

**RIGHT TO
WORK STATE**

5.6%

private union membership in county

\$28 BILLION

GROSS DOMESTIC PRODUCT

The largest contributing sector, Real Estate and Rental and Leasing, contributed 14% to the 2020 Gross Domestic Product (GDP) of the county.

LARGEST INDUSTRY CLUSTERS



AUTO/
AUTO-RELATED



FREIGHT
TRANSPORTATION



PUBLIC
ADMINISTRATION



HEALTH

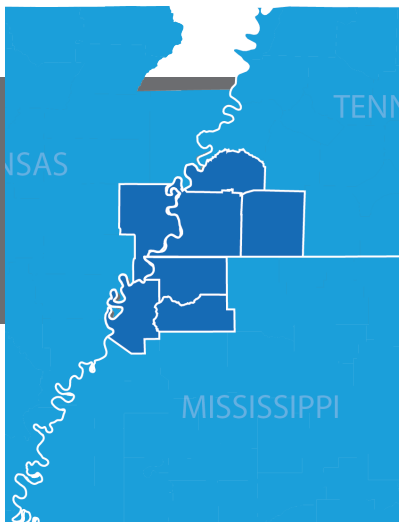


FOOD
MANUFACTURING

MAJOR EMPLOYERS

OF EMPLOYEES

The State of Mississippi	Jackson, MS	Executive and Legislature	27,780
The University of Mississippi Medical Center	Jackson, MS	Hospitals	9,000
Nissan North America	Madison, MS	Automotive	6,400
Jackson Public School District	Jackson, MS	Primary and Secondary Education	4,200
STA-Home Health Agency, Inc.	Flowood, MS	Home Health Care Services	3,430



MEMPHIS, TN-MS-AR MSA

COUNTIES INCLUDE: CRITTENDEN, AR, DESOTO, MS, MARSHALL, MS, TATE, MS, TUNICA, MS, FAYETTE, TN, SHELBY, TN, TIPTON, TN



1,339,623
POPULATION

0.2%

POPULATION ANNUAL AVERAGE
GROWTH RATE

WORKFORCE

666,725 LABOR FORCE PARTICIPATION
653,684 TOTAL EMPLOYED IN COUNTY
3.9% UNEMPLOYMENT RATE
(Seasonally Adjusted)

AVERAGE
COMMUTE TIME
 **24.2**
MINUTES

AVERAGE WAGE
\$56,898

AVERAGE MANUFACTURING WAGE
\$74,087

COST OF LIVING INDEX

GULFPORT-BILOXI MSA **86.1**
MISSISSIPPI **81.7**
U.S. = 100



\$53,509
MEDIAN HOUSEHOLD INCOME



17.6%
POVERTY RATE

**RIGHT TO
WORK STATE**

3.8%

private union membership in county

\$6.5 BILLION

GROSS DOMESTIC PRODUCT

The largest contributing sector, Health Care and Social Assistance, contributed 17% to the 2020 Gross Domestic Product (GDP) of the county.

LARGEST INDUSTRY CLUSTERS



FREIGHT
TRANSPORTATION



CONSUMER
SERVICES



RETAIL



MACHINERY
MANUFACTURING



EDUCATION

MAJOR EMPLOYERS

OF EMPLOYEES

FedEX	Memphis, TN	Postal, Shipping and Messengers	30,000
Shelby County Schools	Memphis, TN	Primary and Secondary Education	16,000
Autozone Parts, Inc.	Memphis, TN	Healthcare	15,000
Methodist Le Bonheur Healthcare	Memphis, TN	Executive and Legislative	9,000
City of Memphis	Memphis, TN	Executive and Legislative	8,000