



ADAMS COUNTY

MISSISSIPPI



31,547
POPULATION

9.1%

UNEMPLOYMENT RATE | SEASONALLY ADJUSTED

WORKFORCE

11,585 LABOR FORCE PARTICIPATION
1,284 TOTAL BUSINESSES
11,931 TOTAL EMPLOYED IN COUNTY

AVERAGE
COMMUTE TIME



19.8

MINUTES

AVERAGE WAGE

\$35,224

AVERAGE MANUFACTURING WAGE

\$51,165

COST OF LIVING INDEX

ADAMS COUNTY | **86.1**
MISSISSIPPI | **83.7**
U.S. = 100



\$29,203

MEDIAN HOUSEHOLD INCOME



34.3%

POVERTY RATE

**RIGHT TO
WORK STATE**

3.4%

private union membership in county

\$1.1 BILLION

GROSS DOMESTIC PRODUCT

The largest contributing sector, Real Estate, Rental & Leasing, contributed 15% to the 2019 Gross Domestic Product (GDP) of the county.

LARGEST INDUSTRY CLUSTERS



COAL/OIL/POWER



TEXTILE/LEATHER



WOOD/PAPER



UTILITIES



FREIGHT
TRANSPORTATION

MAJOR EMPLOYERS

OF EMPLOYEES

Genesis Rail Services	Natchez, MS	Cargo loading and unloading services	940
Natchez-Adams School District	Natchez, MS	Primary and Secondary Education	750
Jordan Carriers	Natchez, MS	Trucking	490
Walmart	Natchez, MS	Department Stores	450
Natchez Hospital Company, LLC	Natchez, MS	Hospitals	390



AMITE COUNTY

MISSISSIPPI



12,468
POPULATION

7.6%

UNEMPLOYMENT
RATE | SEASONALLY
ADJUSTED

WORKFORCE

4,797

LABOR FORCE PARTICIPATION

270

TOTAL BUSINESSES

1,553

TOTAL EMPLOYED IN COUNTY

AVERAGE
COMMUTE TIME



39.9
MINUTES

AVERAGE WAGE

\$36,972

AVERAGE MANUFACTURING WAGE

\$42,540

COST OF LIVING INDEX

AMITE COUNTY
MISSISSIPPI
U.S. = 100



78.9
83.7



\$31,854

MEDIAN HOUSEHOLD INCOME



24.3%

POVERTY RATE

**RIGHT TO
WORK STATE**

4.7%

private union membership in county

\$195 MILLION

GROSS DOMESTIC PRODUCT

The largest contributing sector, Manufacturing, contributed 20.9% to the 2019 Gross Domestic Product (GDP) of the county.

LARGEST INDUSTRY CLUSTERS



WOOD/PAPER



AGRICULTURE



CHEMICAL



FREIGHT
TRANSPORTATION



CONSTRUCTION

MAJOR EMPLOYERS

OF EMPLOYEES

Sherman Missionary Baptist Church	Magnolia, MS	Church	375
Amite County School District	Liberty, MS	Public education	250
Air Cruisers Company, LLC	Liberty, MS	Air-supported rubber structures	170
Empire Services, Inc.	Summit, MS	Metal Products Manufacturing	150
Community Eldercare Services, LLC	Liberty, MS	Skilled nursing care facilities	93



ATTALA COUNTY

MISSISSIPPI



18,581
POPULATION

6.7%

UNEMPLOYMENT
RATE | SEASONALLY
ADJUSTED

WORKFORCE

7,412 LABOR FORCE PARTICIPATION
576 TOTAL BUSINESSES
5,519 TOTAL EMPLOYED IN COUNTY

AVERAGE
COMMUTE TIME



30.9
MINUTES

AVERAGE WAGE

\$33,456

AVERAGE MANUFACTURING WAGE

\$41,780

COST OF LIVING INDEX

ATTALA COUNTY | **77.8**
MISSISSIPPI | **83.7**
U.S. = 100



\$34,756

MEDIAN HOUSEHOLD INCOME



23.1%

POVERTY RATE

RIGHT TO
WORK STATE

4.0%

private union membership in county

\$399 MILLION

GROSS DOMESTIC PRODUCT

The largest contributing sector, Manufacturing, contributed 17.7% to the 2019 Gross Domestic Product (GDP) of the county.

LARGEST INDUSTRY CLUSTERS



METAL & PRODUCT
MANUFACTURING



FOOD
MANUFACTURING



WOOD/PAPER



AGRICULTURE



UTILITIES

MAJOR EMPLOYERS

OF EMPLOYEES

Renasant Bank	Kosciusko, MS	Commercial banks	560
Kosciusko School District	Kosciusko MS	Primary and Secondary Schools	275
Attala County School District	Kosciusko, MS	Primary and Secondary Schools	230
Luvel Dairy Products, Inc.	Kosciusko, MS	Food Manufacturing	225
Walmart Inc.	Kosciusko, MS	Department Stores	215



BOLIVAR COUNTY

MISSISSIPPI



32,592
POPULATION

7.3%

UNEMPLOYMENT RATE | SEASONALLY ADJUSTED

WORKFORCE

12,061 LABOR FORCE PARTICIPATION
1,101 TOTAL BUSINESSES
11,570 TOTAL EMPLOYED IN COUNTY

AVERAGE
COMMUTE TIME



18.3

MINUTES

AVERAGE WAGE

\$37,451

AVERAGE MANUFACTURING WAGE

\$53,821

COST OF LIVING INDEX

BOLIVAR COUNTY | **76.5**
MISSISSIPPI | **83.7**
U.S. = 100



\$29,912

MEDIAN HOUSEHOLD INCOME



34.6%

POVERTY RATE

**RIGHT TO
WORK STATE**

3.7%

private union membership in county

\$1.1 BILLION

GROSS DOMESTIC PRODUCT

The largest contributing sector, Manufacturing, contributed 22.7% to the 2019 Gross Domestic Product (GDP) of the county.

LARGEST INDUSTRY CLUSTERS



PHARMACEUTICAL



AGRICULTURE



METAL & PRODUCT
MANUFACTURING



EDUCATION



FREIGHT
TRANSPORTATION

MAJOR EMPLOYERS

OF EMPLOYEES

Belcan Corporation	Cleveland, MS	Employment Services	607
Delta State University	Cleveland, MS	Higher Education	538
Bolivar County Head Start Program	Cleveland, MS	Education	482
Legacy Lifepoint Health, Inc.	Cleveland, MS	Hospitals	350
Faurcia Automotive Seating, LLC	Cleveland, MS	Motor Vehicle Parts Manufacturing	300



CARROLL COUNTY

MISSISSIPPI



10,129
POPULATION

6.3%

UNEMPLOYMENT
RATE | SEASONALLY
ADJUSTED

WORKFORCE

3,843 LABOR FORCE PARTICIPATION
191 TOTAL BUSINESSES
1,389 TOTAL EMPLOYED IN COUNTY

AVERAGE
COMMUTE TIME



28.6
MINUTES

AVERAGE WAGE

\$30,995

AVERAGE MANUFACTURING WAGE

\$39,537

COST OF LIVING INDEX

CARROLL COUNTY | **75.9**
MISSISSIPPI | **83.7**
U.S. = 100



\$43,060

MEDIAN HOUSEHOLD INCOME



14.8%

POVERTY RATE

**RIGHT TO
WORK STATE**

4.6%

private union membership in county

\$115 MILLION

GROSS DOMESTIC PRODUCT

The largest contributing sector, Manufacturing, contributed 15.8% to the 2019 Gross Domestic Product (GDP) of the county.

LARGEST INDUSTRY CLUSTERS



AGRICULTURE



WOOD/PAPER



AUTO/AUTO-
RELATED



PUBLIC
ADMINISTRATION



CONSTRUCTION

MAJOR EMPLOYERS

			# OF EMPLOYEES
Carroll County School District	Carrollton, MS	Public Education	170
Carroll County Board of Supervisors	Carrollton, MS	Administrative Services	132
Community Eldercare Services LLC	Vaiden, MS	Personal Care Home, with health care	100
United States Department of Agriculture	Carrollton, MS	Regulation of agricultural marketing	81
County of Carroll	Carrollton, MS	County Government	75



CHOCTAW COUNTY

MISSISSIPPI

 **8,321**
POPULATION

5.3% **UNEMPLOYMENT RATE** SEASONALLY ADJUSTED

WORKFORCE

3,398 LABOR FORCE PARTICIPATION
237 TOTAL BUSINESSES
2,238 TOTAL EMPLOYED IN COUNTY

AVERAGE
COMMUTE TIME
 **30.9**
MINUTES

AVERAGE WAGE
\$42,197

AVERAGE MANUFACTURING WAGE
\$35,459

COST OF LIVING INDEX

CHOCTAW COUNTY | **75.0**
MISSISSIPPI | **83.7**
U.S. = 100



\$37,203
MEDIAN HOUSEHOLD INCOME



23.3%
POVERTY RATE

**RIGHT TO
WORK STATE**

4.2%
private union membership in county

\$275 MILLION

GROSS DOMESTIC PRODUCT

The largest contributing sector, Mining, Quarrying, and Oil & Gas Extraction, contributed 19.9% to the 2019 Gross Domestic Product (GDP) of the county.

LARGEST INDUSTRY CLUSTERS



COAL/OIL/POWER



WOOD/PAPER



AGRICULTURAL



PUBLIC
ADMINISTRATION



AUTO/AUTO
RELATED

MAJOR EMPLOYERS

			# OF EMP
Pioneer Health Services of Choctaw County LLC	Ackerman, MS	General Medical and Surgical Hospitals	180
Choctaw County School District	Ackerman, MS	Public Education	178
French Camp Academy	French Camp, MS	Child related social services	120
Mississippi Lignite Mining Co	Weir, MS	Bituminous coal and lignite-surface mining	120
Forrester & Associates, LLC	Ackerman, MS	Forestry Services	50



CLAIBORNE COUNTY

MISSISSIPPI



9,120
POPULATION

12.1%

UNEMPLOYMENT RATE | SEASONALLY ADJUSTED

WORKFORCE

3,008

LABOR FORCE PARTICIPATION

226

TOTAL BUSINESSES

2,846

TOTAL EMPLOYED IN COUNTY

AVERAGE
COMMUTE TIME



24.2
MINUTES

AVERAGE WAGE

\$54,351

AVERAGE MANUFACTURING WAGE

\$48,114

COST OF LIVING INDEX

CLAIBORNE COUNTY
MISSISSIPPI
U.S. = 100



80.2

83.7



\$26,732

MEDIAN HOUSEHOLD INCOME



44.0%

POVERTY RATE

**RIGHT TO
WORK STATE**

5.0%

private union membership in county

\$801 MILLION

GROSS DOMESTIC PRODUCT

The largest contributing sector, Utilities, contributed 65.5% to the 2019 Gross Domestic Product (GDP) of the county.

LARGEST INDUSTRY CLUSTERS



COAL/OIL/POWER



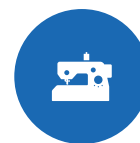
WOOD/PAPER



EDUCATION



AGRICULTURE



TEXTILE/
LEATHER

MAJOR EMPLOYERS

OF EMPLOYEES

Alcorn State University	Lorman, MS	4-Year University	842
Grand Gulf Nuclear	Port Gibson, MS	Nuclear power generation facility	+700
At Home Care, Inc. (Headquarters)	Port Gibson, MS	Home Healthcare Provider	400
Claiborne County School District	Port Gibson, MS	Primary and Secondary Education	250
Claiborne County	Port Gibson, MS	Executive and Legislature	120



CLARKE COUNTY

MISSISSIPPI



15,928
POPULATION

6.7%

**UNEMPLOYMENT
RATE** | SEASONALLY
ADJUSTED

WORKFORCE

6,901

LABOR FORCE PARTICIPATION

361

TOTAL BUSINESSES

3,766

TOTAL EMPLOYED IN COUNTY

AVERAGE
COMMUTE TIME



30.3
MINUTES

AVERAGE WAGE

\$32,567

AVERAGE MANUFACTURING WAGE

\$33,079

COST OF LIVING INDEX

CLARKE COUNTY
MISSISSIPPI
U.S. = 100



78.3
83.7



\$39,246

MEDIAN HOUSEHOLD INCOME



19.3%

POVERTY RATE

**RIGHT TO
WORK STATE**

3.9%

private union membership in county

\$244 MILLION

GROSS DOMESTIC PRODUCT

The largest contributing sector, Manufacturing, contributed 20.9% to the 2019 Gross Domestic Product (GDP) of the county.

LARGEST INDUSTRY CLUSTERS



TEXTILE/LEATHER



WOOD/PAPER



COAL/OIL/POWER



CHEMICAL



AGRICULTURAL

MAJOR EMPLOYERS

			# OF EMP
Quitman School District	Quitman, MS	Public Education	300
Warmkraft, Inc	Stonewall, MS	Electrical Equipment and Appliances MFG	148
Clarke County	Quitman, MS	Executive offices	148
Dart Container of Mississippi, LLC	Quitman, MS	Rubber and Plastic Product Manufacturing	140
Enterprise School District	Enterprise, MS	Public Education	130




COAHOMA COUNTY

MISSISSIPPI

 **23,802**
POPULATION

9.4% **UNEMPLOYMENT RATE** SEASONALLY ADJUSTED

WORKFORCE



10,373 LABOR FORCE PARTICIPATION
771 TOTAL BUSINESSES
8,119 TOTAL EMPLOYED IN COUNTY

AVERAGE
COMMUTE TIME
 **21.1**
MINUTES

AVERAGE WAGE
\$35,713

AVERAGE MANUFACTURING WAGE
\$41,088

COST OF LIVING INDEX

COAHOMA COUNTY | **73.4**
MISSISSIPPI | **83.7**
U.S. = 100



\$30,009
MEDIAN HOUSEHOLD INCOME



34.0%
POVERTY RATE

**RIGHT TO
WORK STATE**

3.0%
private union membership in county

\$717 MILLION

GROSS DOMESTIC PRODUCT

The largest contributing sector, Health Care and Social Assistance, contributed 13.2% to the 2018 Gross Domestic Product (GDP) of the county.

LARGEST INDUSTRY CLUSTERS



AGRICULTURAL



UTILITIES



CHEMICAL



EDUCATION



HEALTH

MAJOR EMPLOYERS

			# OF EMP
Isle of Capri Casinos, Inc.	Lula, MS	Casino hotel	700
Clarksdale Hma, Inc.	Clarksdale, MS	Hospitals	550
Clarksdale Municipal School District	Clarksdale, MS	Primary and Secondary Education	427
Coahoma County School District	Clarksdale, MS	Primary and Secondary Education	400
Coahoma Community College	Clarksdale, MS	Colleges and Universities	362



COPIAH COUNTY

MISSISSIPPI



28,721
POPULATION

6.8%

UNEMPLOYMENT
RATE | SEASONALLY
ADJUSTED

WORKFORCE

11,773

LABOR FORCE PARTICIPATION

705

TOTAL BUSINESSES

8,116

TOTAL EMPLOYED IN COUNTY

AVERAGE
COMMUTE TIME



31.6
MINUTES

AVERAGE WAGE

\$32,421

AVERAGE MANUFACTURING WAGE

\$43,747

COST OF LIVING INDEX

COPIAH COUNTY		80.9
JACKSON MSA		87.2
MISSISSIPPI		83.7
U.S. = 100		



\$40,361

MEDIAN HOUSEHOLD INCOME



24.0%

POVERTY RATE

RIGHT TO
WORK STATE

4.0%

private union membership in county

\$578 MILLION

GROSS DOMESTIC PRODUCT

The largest contributing sector, Manufacturing, contributed 35.4% to the 2019 Gross Domestic Product (GDP) of the county.

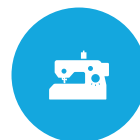
LARGEST INDUSTRY CLUSTERS



FOOD
MANUFACTURING



ELECTRIC/
ELECTRONICS
MANUFACTURING



TEXTILE/
LEATHER



WOOD/PAPER



AGRICULTURAL

MAJOR EMPLOYERS

			# OF EMP
DG Foods, LLC	Hazlehurst, MS	Poultry Product Manufacturing	500
Sanderson Farms, Inc.	Hazlehurst, MS	Poultry Product Manufacturing	475
Copiah County School District	Hazlehurst, MS	Primary and Secondary Education	406
Signature Works Inc.	Hazlehurst, MS	Rubber & Plastic Product Manufacturing	400
Copiah-Lincoln Community College	Wesson, MS	Colleges and Universities	326



COVINGTON COUNTY

MISSISSIPPI

 **19,091**
POPULATION

6.0% **UNEMPLOYMENT RATE** SEASONALLY ADJUSTED

WORKFORCE

8,089 LABOR FORCE PARTICIPATION
482 TOTAL BUSINESSES
5,448 TOTAL EMPLOYED IN COUNTY

AVERAGE
COMMUTE TIME
 **27.2**
MINUTES

AVERAGE WAGE
\$37,852

AVERAGE MANUFACTURING WAGE
\$36,953

COST OF LIVING INDEX

COVINGTON COUNTY MISSISSIPPI **78.5**
U.S. = 100 **83.7**



\$35,931
MEDIAN HOUSEHOLD INCOME



24.2%
POVERTY RATE

**RIGHT TO
WORK STATE**

5.0%
private union membership in county

\$584 MILLION

GROSS DOMESTIC PRODUCT

The largest contributing sector, Manufacturing, contributed 28.9% to the 2019 Gross Domestic Product (GDP) of the county.

LARGEST INDUSTRY CLUSTERS



FOOD
MANUFACTURING



AGRICULTURE



COAL/OIL/POWER



FREIGHT
TRANSPORTATION



WOOD/PAPER

MAJOR EMPLOYERS

			# OF EMP
Sanderson Farms, Inc. (Processing Division)	Collins, MS	Poultry Product Manufacturing	1100
Covington County School District	Collins, MS	Primary and Secondary Education	471
Sanderson Farms, Inc. (Production Division)	Collins, MS	Poultry Product Manufacturing	444
Covington County Hospital	Collins, MS	Hospitals	350
W. E. Blain & Sons, Inc.	Mount Olive, MS	Highway, Street & Bridge Construction Contractors	141



DESOTO COUNTY

MISSISSIPPI



176,132
POPULATION

1.5%

POPULATION ANNUAL AVERAGE
GROWTH RATE



WORKFORCE

92,974 LABOR FORCE PARTICIPATION
53,561 TOTAL EMPLOYED IN COUNTY
4.3% UNEMPLOYMENT RATE
(Seasonally Adjusted)

AVERAGE
COMMUTE TIME
 **25.0**
MINUTES

AVERAGE WAGE
\$36,735

AVERAGE MANUFACTURING WAGE
\$52,062

COST OF LIVING INDEX

DESOTO COUNTY		84.2
MEMPHIS MSA		82.2
MISSISSIPPI		83.7
U.S. = 100		



\$65,169
MEDIAN HOUSEHOLD INCOME



9.1%
POVERTY RATE

**RIGHT TO
WORK STATE**

4.3%
private union membership in county

\$5.8 BILLION

GROSS DOMESTIC PRODUCT

The largest contributing sector, Transportation and Warehousing, contributed 14% to the 2019 Gross Domestic Product (GDP) of the county.

LARGEST INDUSTRY CLUSTERS



TEXTILE/
LEATHER



FREIGHT
TRANSPORTATION



METAL &
PRODUCT
MANUFACTURING



CONSUMER
SERVICES



RETAIL

MAJOR EMPLOYERS

OF EMPLOYEES

DeSoto County Schools	Public Education	3,872
Baptist Memorial Hospital	Healthcare	1,750
Williams-Sonoma	Distribution of specialty cooking and kitchen-related products	993
Milwaukee Electric Tool	Distribution of portable electric tools	800
Synnex	Manufacturing and Distribution	600



FORREST COUNTY

MISSISSIPPI



75,517
POPULATION

0.0%

POPULATION ANNUAL AVERAGE
GROWTH RATE

WORKFORCE

35,925 LABOR FORCE PARTICIPATION
41,362 TOTAL EMPLOYED IN COUNTY
6.0% UNEMPLOYMENT RATE
(Seasonally Adjusted)

AVERAGE
COMMUTE TIME
 **20.6**
MINUTES

AVERAGE WAGE
\$40,772

AVERAGE MANUFACTURING WAGE
\$43,736

COST OF LIVING INDEX

FORREST COUNTY  **84.0**
HATTIESBURG MSA  **85.3**
MISSISSIPPI  **83.7**
U.S. = 100



\$40,675
MEDIAN HOUSEHOLD INCOME



25.0%
POVERTY RATE

**RIGHT TO
WORK STATE**

3.6%
private union membership in county

\$4 BILLION

GROSS DOMESTIC PRODUCT

The largest contributing sector, Health Care and Social Assistance, contributed 19.9% to the 2019 Gross Domestic Product (GDP) of the county.

LARGEST INDUSTRY CLUSTERS



FOOD
MANUFACTURING



WOOD/PAPER



COAL/OIL/POWER



EDUCATION



HEALTH

MAJOR EMPLOYERS

			# OF EMPLOYEES
The University of Southern Mississippi	Hattiesburg, MS	Colleges and Universities	4,500
Forrest General Health Services, Inc.	Hattiesburg, MS	General Medical and Surgical Hospital	4,000
Hattiesburg Clinic	Hattiesburg, MS	Physicians and Health Practitioners	1,600
Hood Companies	Hattiesburg, MS	Rubber and Plastic Product Manufacturing	1,300
Marshall Durbin Food Corporation	Hattiesburg, MS	Food Manufacturing	758



FRANKLIN COUNTY

MISSISSIPPI

 **7,757**
POPULATION

6.7% **UNEMPLOYMENT RATE** SEASONALLY ADJUSTED

WORKFORCE

2,913 LABOR FORCE PARTICIPATION
194 TOTAL BUSINESSES
1,550 TOTAL EMPLOYED IN COUNTY

AVERAGE
COMMUTE TIME
 **31.6**
MINUTES

AVERAGE WAGE
\$38,181

AVERAGE MANUFACTURING WAGE
\$16,231

COST OF LIVING INDEX

FRANKLIN COUNTY | **79.0**
MISSISSIPPI | **83.7**
U.S. = 100



\$40,810
MEDIAN HOUSEHOLD INCOME



16.5%
POVERTY RATE

**RIGHT TO
WORK STATE**

3.4%
private union membership in county

\$153 MILLION

GROSS DOMESTIC PRODUCT

The largest contributing sector, Health Care and Social Assistance, contributed 20.1% to the 2019 Gross Domestic Product (GDP) of the county.

LARGEST INDUSTRY CLUSTERS



WOOD/PAPER



AGRICULTURE



FREIGHT
TRANSPORTATION



PUBLIC
ADMINISTRATION



UTILITIES

MAJOR EMPLOYERS

			# OF EMPLOYEES
Franklin County School District	Meadville, MS	Primary and Secondary Education	275
Herring Gas Company, Inc.	Meadville, MS	Gasoline Stations and Fuel Dealers	175
Franklin County Memorial Hospital	Meadville, MS	Hospitals	125
American Railcar Industries, Inc.	Bude, MS	Transportation Services Sector	100
Grace and Mercy Personal Care	Meadville, MS	Nursing Homes & Long-term Care Facilities	90



GEORGE COUNTY

MISSISSIPPI



23,710
POPULATION

1.0%

POPULATION ANNUAL AVERAGE
GROWTH RATE



WORKFORCE

9.109
5,083
6.9%

LABOR FORCE PARTICIPATION
TOTAL EMPLOYED IN COUNTY
UNEMPLOYMENT RATE
(Seasonally Adjusted)

AVERAGE
COMMUTE TIME
 **35.2**
MINUTES

AVERAGE WAGE
\$32,247

AVERAGE MANUFACTURING WAGE
\$50,613

COST OF LIVING INDEX

GEORGE COUNTY | **90.3**
MISSISSIPPI | **83.7**
U.S. = 100



\$48,319
MEDIAN HOUSEHOLD INCOME



14.6%
POVERTY RATE

**RIGHT TO
WORK STATE**

3.1%
private union membership in county

\$430 MILLION

GROSS DOMESTIC PRODUCT

The largest contributing sector, Health Care and Social Assistance, contributed 13.9% to the 2019 Gross Domestic Product (GDP) of the county.

LARGEST INDUSTRY CLUSTERS



AGRICULTURAL



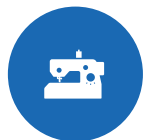
METAL & PRODUCT
MANUFACTURING



COAL/OIL/POWER



PUBLIC
ADMINISTRATION



TEXTILE/LEATHER

MAJOR EMPLOYERS

OF EMPLOYEES

George County School District	Lucedale, MS	Public Education	400
Sunsouth LLC	Lucedale, MS	Machinery Wholesale	367
George Regional Hospital	Lucedale, MS	Hospitals	328
Singing River Electric Power Association	Lucedale, MS	Electric Utility	187
Wal-Mart Store	Lucedale, MS	Retail	170



GREENE COUNTY

MISSISSIPPI



13,714
POPULATION

7.1%

UNEMPLOYMENT
RATE | SEASONALLY
ADJUSTED

WORKFORCE

4,297 LABOR FORCE PARTICIPATION
234 TOTAL BUSINESSES
1,959 TOTAL EMPLOYED IN COUNTY

AVERAGE
COMMUTE TIME



34.7
MINUTES

AVERAGE WAGE

\$33,062

AVERAGE MANUFACTURING WAGE

\$43,219

COST OF LIVING INDEX

GREENE COUNTY | **78.5**
MISSISSIPPI | **83.7**
U.S. = 100



\$49,447

MEDIAN HOUSEHOLD INCOME



14.5%

POVERTY RATE

**RIGHT TO
WORK STATE**

2.7%

private union membership in county

\$150 MILLION

GROSS DOMESTIC PRODUCT

The largest contributing sector, Public Administration, contributed 15.7% to the 2019 Gross Domestic Product (GDP) of the county.

LARGEST INDUSTRY CLUSTERS



WOOD/PAPER



PUBLIC
ADMINISTRATION



AGRICULTURAL



UTILITIES



COAL/OIL/POWER

MAJOR EMPLOYERS

OF EMPLOYEES

Department of Corrections	Leakesville, MS	Government, Prisons	500
Greene County School District	Leakesville, MS	Primary and Secondary Education	350
Court House of Greene County	Leakesville, MS	Executive and Legislature	238
Universal Services, LLC	Leakesville, MS	Specialty Construction Trade Contractors	90
Pearl River Valley Opportunity, Inc.	Leakesville, MS	Wholesale Sector; Pearls	75



GRENADA COUNTY

MISSISSIPPI



21,278
POPULATION

5.5%

UNEMPLOYMENT RATE | SEASONALLY ADJUSTED

WORKFORCE

8,958 LABOR FORCE PARTICIPATION
832 TOTAL BUSINESSES
10,095 TOTAL EMPLOYED IN COUNTY

AVERAGE
COMMUTE TIME



17.9

MINUTES

AVERAGE WAGE

\$35,403

AVERAGE MANUFACTURING WAGE

\$45,010

COST OF LIVING INDEX

GRENADA COUNTY | **77.1**
MISSISSIPPI | **83.7**
U.S. = 100



\$36,877

MEDIAN HOUSEHOLD INCOME



24.5%

POVERTY RATE

**RIGHT TO
WORK STATE**

4.3%

private union membership in county

\$870 MILLION

GROSS DOMESTIC PRODUCT

The largest contributing sector, Manufacturing, contributed 33.5% to the 2019 Gross Domestic Product (GDP) of the county.

LARGEST INDUSTRY CLUSTERS



MACHINERY
MANUFACTURING



WOOD/PAPER



CHEMICAL



METAL & PRODUCT
MANUFACTURING



FREIGHT
TRANSPORTATION

MAJOR EMPLOYERS

			# OF EMPLOYEES
Modine	Grenada, MS	Motor and Generator Manufacturing	2,800
Grenada School District	Grenada, MS	Primary and Secondary Education	675
Advanced Distributor Products (ADP)	Grenada, MS	HVAC Equipment Manufacturing	585
Lake Grenada Medical Center Inc.	Grenada, MS	Hospitals	360
Grenada Stamping and Assembly, Inc.	Grenada, MS	Miscellaneous Professional Services	280



HANCOCK COUNTY

MISSISSIPPI



46,653
POPULATION

0.9%

POPULATION ANNUAL AVERAGE
GROWTH RATE



WORKFORCE

20,719

LABOR FORCE PARTICIPATION

15,001

TOTAL EMPLOYED IN COUNTY

6.4%

UNEMPLOYMENT RATE
(Seasonally Adjusted)

AVERAGE
COMMUTE TIME



29.6
MINUTES

AVERAGE WAGE

\$49,081

AVERAGE MANUFACTURING WAGE

\$80,044

COST OF LIVING INDEX

HANCOCK COUNTY
GULFPORT-BILOXI MSA
MISSISSIPPI
U.S. = 100



101.0
91.3
83.7



\$47,543

MEDIAN HOUSEHOLD INCOME



17.9%

POVERTY RATE

**RIGHT TO
WORK STATE**

3.1%

private union membership in county

\$1.7 BILLION

GROSS DOMESTIC PRODUCT

Manufacturing contributed 11.9% to the 2019 Gross Domestic Product (GDP) of the county. The largest contributing sector was Public Administration.

LARGEST INDUSTRY CLUSTERS



PUBLIC
ADMINISTRATION



CHEMICAL



COAL/OIL/POWER



UTILITIES



MACHINERY
MANUFACTURING

MAJOR EMPLOYERS

			# OF EMP
United States Department of the Navy	Stennis Space Center, MS	U.S. Military - Navy	1,984
NASA Shared Services/SSC	Stennis Space Center, MS	Services	819
Syncom Space Systems	Stennis Space Center, MS	Services	635
NCCIPS/NSSC-Dept. of Human Services	Stennis Space Center, MS	Computer related services	240
Jindal Tubular	Pearlington, MS	Manufacturing	158



HARRISON COUNTY

MISSISSIPPI



202,626
POPULATION

1.2%

POPULATION ANNUAL AVERAGE
GROWTH RATE



WORKFORCE



93,114 LABOR FORCE PARTICIPATION
131,989 TOTAL EMPLOYED IN COUNTY
6.2% UNEMPLOYMENT RATE
(Seasonally Adjusted)

AVERAGE
COMMUTE TIME
 **23.1**
MINUTES

AVERAGE WAGE
\$39,080

AVERAGE MANUFACTURING WAGE
\$55,984

COST OF LIVING INDEX

HARRISON COUNTY  **87.3**
GULFPORT-BILOXI MSA  **91.3**
MISSISSIPPI  **83.7**
U.S. = 100



\$45,566
MEDIAN HOUSEHOLD INCOME



20.1%
POVERTY RATE

**RIGHT TO
WORK STATE**

3.0%

private union membership in county

\$9.7 BILLION

GROSS DOMESTIC PRODUCT

The largest contributing sector, Real Estate and Rental and Leasing, contributed 13.8% to the 2019. Gross Domestic Product (GDP) of the county.

LARGEST INDUSTRY CLUSTERS



CONSUMER
SERVICES



UTILITIES



PUBLIC
ADMINISTRATION



HEALTHCARE



RETAIL

MAJOR EMPLOYERS

OF EMPLOYEES

Keesler Air Force Base	Biloxi, MS	U.S. Air Force Base	11,276
Grand Casinos, Inc.	Gulfport, MS	Hotels and Accommodation	7,300
Whitney Hancock Corporation	Gulfport, MS	Banking	3,800
Beau Rivage Resorts, Inc.	Biloxi, MS	Hotels and Accommodation	3,100
Memorial Hospital Auxiliary, Inc.	Gulfport, MS	Hospitals	1,800



HINDS COUNTY

MISSISSIPPI



241,774
POPULATION

6.9%

UNEMPLOYMENT RATE | SEASONALLY ADJUSTED

WORKFORCE

116,675 COUNTY LABOR FORCE
8,869 TOTAL BUSINESSES
149,806 TOTAL EMPLOYED IN COUNTY

AVERAGE
COMMUTE TIME



23.0

MINUTES

AVERAGE WAGE

\$46,855

AVERAGE MANUFACTURING WAGE

\$57,885

COST OF LIVING INDEX

HINDS COUNTY **83.3**
JACKSON MSA **87.2**
MISSISSIPPI **83.7**
U.S. = 100



\$43,005

MEDIAN HOUSEHOLD INCOME



22.2%

POVERTY RATE

**RIGHT TO
WORK STATE**

3.3%

private union membership in county

\$13.9 BILLION

GROSS DOMESTIC PRODUCT

The largest contributing sector, Health Care and Social Assistance, contributed 19.1% to the 2019 Gross Domestic Product (GDP) of the county.

LARGEST INDUSTRY CLUSTERS



PUBLIC
ADMINISTRATION



HEALTH



EDUCATION



COAL/OIL/POWER



FREIGHT
TRANSPORTATION

MAJOR EMPLOYERS

OF EMPLOYEES

The State of Mississippi	Jackson, MS	Executive and Legislature	27,000
The University of Mississippi Medical Center	Jackson, MS	Hospitals	9,000
Jackson Public School District	Jackson, MS	Primary and Secondary Education	4,200
University Physicians	Jackson, MS	Physicians and Health Practitioners	3,400
Mississippi Baptist Health Systems, Inc.	Jackson, MS	Hospitals	2,500



HOLMES COUNTY

MISSISSIPPI



18,075
POPULATION

11.9%

UNEMPLOYMENT RATE | SEASONALLY ADJUSTED

WORKFORCE

5,902 LABOR FORCE PARTICIPATION
398 TOTAL BUSINESSES
3,631 TOTAL EMPLOYED IN COUNTY

AVERAGE
COMMUTE TIME



28.2
MINUTES

AVERAGE WAGE

\$34,677

AVERAGE MANUFACTURING WAGE

\$48,795

COST OF LIVING INDEX

HOLMES COUNTY | **79.4**
MISSISSIPPI | **83.7**
U.S. = 100



\$21,093

MEDIAN HOUSEHOLD INCOME



43.6%

POVERTY RATE

**RIGHT TO
WORK STATE**

3.4%

private union membership in county

\$306 MILLION

GROSS DOMESTIC PRODUCT

The largest contributing sector, Manufacturing, contributed 21.5% to the 2019 Gross Domestic Product (GDP) of the county.

LARGEST INDUSTRY CLUSTERS



WOOD/PAPER



AGRICULTURAL



ELECTRIC/
ELECTRONICS
MANUFACTURING



EDUCATION



PUBLIC
ADMINISTRATION

MAJOR EMPLOYERS

OF EMPLOYEES

Holmes County School District	Lexington, MS	Primary and Secondary Education	528
Holmes Community College	Goodman, MS	Community Colleges	500
Hunter Engineering Company	Durant, MS	Metalworking Machinery Manufacturing	180
University Hospitals	Lexington, MS	Hospitals	150
Continue Care Holding Corporation	Durant, MS	Home Health Care Services	140



HUMPHREYS COUNTY

MISSISSIPPI



8,539
POPULATION

12.2%

UNEMPLOYMENT RATE | SEASONALLY ADJUSTED

WORKFORCE

3,429 LABOR FORCE PARTICIPATION
242 TOTAL BUSINESSES
3,081 TOTAL EMPLOYED IN COUNTY

AVERAGE
COMMUTE TIME



22.7
MINUTES

AVERAGE WAGE

\$33,049

AVERAGE MANUFACTURING WAGE

\$24,965

COST OF LIVING INDEX

HUMPHREYS COUNTY | **81.0**
MISSISSIPPI | **83.7**
U.S. = 100



\$28,507

MEDIAN HOUSEHOLD INCOME



38.1%

POVERTY RATE

**RIGHT TO
WORK STATE**

4.7%

private union membership in county

\$209 MILLION

GROSS DOMESTIC PRODUCT

The largest contributing sector, Agriculture, Forestry, Fishing and Hunting, contributed 22.9% to the 2019 Gross Domestic Product (GDP) of the county.

LARGEST INDUSTRY CLUSTERS



FOOD
MANUFACTURING



AGRICULTURAL



PUBLIC
ADMINISTRATION



METAL &
PRODUCT
MANUFACTURING



EDUCATION

MAJOR EMPLOYERS

OF EMPLOYEES

Consolidated Catfish Producers LLC	Isola, MS	Seafood Processing	400
Humphreys County School District	Belzoni, MS	Primary and Secondary Education	300
Patients Choice Clinic of Belzoni	Isola, MS	Hospitals	179
Freshwater Farms Products, LLC	Belzoni, MS	Seafood Processing	132
Friends of Children of Mississippi, Inc.	Belzone, MS	Primary and Secondary Education	80



ISSAQUENA COUNTY

MISSISSIPPI



1,328
POPULATION

7.3%

UNEMPLOYMENT
RATE | SEASONALLY
ADJUSTED

WORKFORCE

415 LABOR FORCE PARTICIPATION
38 TOTAL BUSINESSES
232 TOTAL EMPLOYED IN COUNTY

AVERAGE
COMMUTE TIME
 **24.1**
MINUTES

AVERAGE WAGE
\$39,644

AVERAGE AGRICULTURE WAGE
\$79,931

COST OF LIVING INDEX

ISSAQUENA COUNTY | **79.5**
MISSISSIPPI | **83.7**
U.S. = 100



\$25,776
MEDIAN HOUSEHOLD INCOME



41.7%
POVERTY RATE

**RIGHT TO
WORK STATE**
3.0%

private union membership in county

\$20.8 MILLION

GROSS DOMESTIC PRODUCT

The largest contributing sector, Agriculture, Forestry, Fishing and Hunting, contributed 53.5% to the 2019 Gross Domestic Product (GDP) of the county.

LARGEST INDUSTRY CLUSTERS



AGRICULTURE



UTILITIES



PUBLIC
ADMINISTRATION



WOOD/PAPER



HEALTH

MAJOR EMPLOYERS

OF EMPLOYEES

County of Issaquena	Mayersville, MS	County Government	85
Department of Corrections	Mayersville, MS	Prisons	48
Valley Park Elevator, Inc.	Valley Park, MS	Wholesale Sector	10
William's Lawn Service	Mayersville, MS	Landscaping Services	10
Tony's Grocery	Mayersville, MS	Grocery Stores	10



JACKSON COUNTY

MISSISSIPPI



142,014
POPULATION

0.3%

POPULATION ANNUAL AVERAGE
GROWTH RATE



WORKFORCE

66,876 LABOR FORCE PARTICIPATION
38,903 TOTAL EMPLOYED IN COUNTY
6.4% UNEMPLOYMENT RATE
(Seasonally Adjusted)

AVERAGE
COMMUTE TIME



24.0
MINUTES

AVERAGE WAGE

\$50,219

AVERAGE MANUFACTURING WAGE

\$76,005

COST OF LIVING INDEX

JACKSON COUNTY **93.2**
GULFPORT-BILOXI MSA **91.3**
MISSISSIPPI **83.7**
U.S. = 100



\$51,142

MEDIAN HOUSEHOLD INCOME



16.0%

POVERTY RATE

**RIGHT TO
WORK STATE**

4.6%

private union membership in county

\$6.9 BILLION

GROSS DOMESTIC PRODUCT

The largest contributing sector, Manufacturing, contributed 47.8% to the 2019 Gross Domestic Product (GDP) of the county.

LARGEST INDUSTRY CLUSTERS



MACHINERY
MANUFACTURING



OIL/POWER



UTILITIES



CHEMICALS



DEFENSE

MAJOR EMPLOYERS

OF EMPLOYEES

Huntington Ingalls Industries	Naval Shipbuilding	10,983
Singing River Health System	Healthcare	2,500
Chevron USA, Inc. Pascagoula Refinery	Petro-Chemical Refinery	1,600 Full-time/Over 2,500 Contract
Jackson County Public School District	Primary and Secondary Education	1,788
Pascagoula-Gautier Public School District	Primary and Secondary Education	1,395
VT Halter Marine/VT Marine	Shipbuilding	870



JASPER COUNTY

MISSISSIPPI



16,529
POPULATION

7.5%

UNEMPLOYMENT
RATE | SEASONALLY
ADJUSTED

WORKFORCE

6,779 LABOR FORCE PARTICIPATION
351 TOTAL BUSINESSES
3,808 TOTAL EMPLOYED IN COUNTY

AVERAGE
COMMUTE TIME



34.8
MINUTES

AVERAGE WAGE

\$43,158

AVERAGE MANUFACTURING WAGE

\$42,656

COST OF LIVING INDEX

JASPER COUNTY | **77.5**
MISSISSIPPI | **83.7**
U.S. = 100



\$35,931

MEDIAN HOUSEHOLD INCOME



23.2%

POVERTY RATE

RIGHT TO
WORK STATE

5.4%

private union membership in county

\$416 MILLION

GROSS DOMESTIC PRODUCT

The largest contributing sector, Manufacturing, contributed 37.1% to the 2019 Gross Domestic Product (GDP) of the county.

LARGEST INDUSTRY CLUSTERS



FOOD
MANUFACTURING



WOOD/PAPER



MACHINERY
MANUFACTURING



AGRICULTURE



COAL/OIL/POWER

MAJOR EMPLOYERS

OF EMPLOYEES

Peco Foods, Inc.	Bay Springs, MS	Poultry Product Processing	650
Jasper West Consolidated Schools	Bay Springs, MS	Public Education	419
Hol-Mac Corporation	Bay Springs, MS	Machinery Manufacturing	265
East Jasper School District	Heidelberg, MS	Primary and Secondary Education	199
Jasper Nursing Home	Bay Springs, MS	Nursing Homes & Long-Term Care Facilities	190



JEFFERSON COUNTY

MISSISSIPPI



7,346
POPULATION

16.4%

UNEMPLOYMENT RATE | SEASONALLY ADJUSTED

WORKFORCE

2,017

LABOR FORCE PARTICIPATION

121

TOTAL BUSINESSES

1,120

TOTAL EMPLOYED IN COUNTY

AVERAGE
COMMUTE TIME



24.0
MINUTES

AVERAGE WAGE

\$31,838

AVERAGE MANUFACTURING WAGE

\$26,627

COST OF LIVING INDEX

JEFFERSON COUNTY
MISSISSIPPI
U.S. = 100



80.2
83.7



\$20,188

MEDIAN HOUSEHOLD INCOME



49.7%

POVERTY RATE

**RIGHT TO
WORK STATE**

3.8%

private union membership in county

\$110 MILLION

GROSS DOMESTIC PRODUCT

The largest contributing sector, Utilities, contributed 31.3% to the 2019 Gross Domestic Product (GDP) of the county.

LARGEST INDUSTRY CLUSTERS



COAL/OIL/POWER



AGRICULTURAL



UTILITIES



HEALTH



WOOD/PAPER

MAJOR EMPLOYERS

OF EMPLOYEES

Alcorn State University	Lorman, MS	Colleges and Universities	800
Jefferson County School District	Fayette, MS	Public Education	562
Jefferson County	Fayette, MS	US Government	271
Quality Construction & Engineering, LLC	Fayette, MS	Engineering Services	214
Southwest MS Electric Power Association	Lorman, MS	Electric Power Transmission, Distribution & Marketing	100



JEFFERSON DAVIS COUNTY

MISSISSIPPI



11,495
POPULATION

8.2%

UNEMPLOYMENT RATE | SEASONALLY ADJUSTED

WORKFORCE

4,659 LABOR FORCE PARTICIPATION
254 TOTAL BUSINESSES
1,739 TOTAL EMPLOYED IN COUNTY

AVERAGE
COMMUTE TIME



34.7
MINUTES

AVERAGE WAGE

\$32,871

AVERAGE MANUFACTURING WAGE

\$46,486

COST OF LIVING INDEX

JEFFERSON DAVIS COUNTY | **79.0**
MISSISSIPPI | **83.7**
U.S. = 100



\$30,083

MEDIAN HOUSEHOLD INCOME



27.0%

POVERTY RATE

**RIGHT TO
WORK STATE**

3.7%

private union membership in county

\$137.6 MILLION
GROSS DOMESTIC PRODUCT

The largest contributing sector, Construction, contributed 18.6% to the 2019 Gross Domestic Product (GDP) of the county.

LARGEST INDUSTRY CLUSTERS



AGRICULTURAL



CONSTRUCTION



UTILITIES



WOOD/PAPER



METAL & PRODUCT
MANUFACTURING

MAJOR EMPLOYERS

OF EMPLOYEES

Jefferson Davis County School District	Prentiss, MS	Public Schools	400
Mississippi Department of Mental Health	Prentiss, MS	Government	357
Prentiss Regional Hospital	Prentiss, MS	Hospitals	140
Five County Child Development Program, Inc	Prentiss, MS	Child Care Services	135
MS Department of Agriculture & Commerce	Bassfield, MS	Administration of Public Programs	51



JONES COUNTY

MISSISSIPPI



68,454
POPULATION

0.1%

POPULATION ANNUAL AVERAGE
GROWTH RATE



WORKFORCE

29,765 LABOR FORCE PARTICIPATION
33,804 TOTAL EMPLOYED IN COUNTY
6.0% UNEMPLOYMENT RATE
(Seasonally Adjusted)

AVERAGE
COMMUTE TIME
 **21.8**
MINUTES

AVERAGE WAGE
\$40,034

AVERAGE MANUFACTURING WAGE
\$43,491

COST OF LIVING INDEX

JONES COUNTY  **80.1**
HATTIESBURG MSA  **85.3**
MISSISSIPPI  **83.7**
U.S. = 100



\$41,263
MEDIAN HOUSEHOLD INCOME



21.4%
POVERTY RATE

**RIGHT TO
WORK STATE**

4.6%
private union membership in county

\$2.9 BILLION

GROSS DOMESTIC PRODUCT

The largest contributing sector, Manufacturing, contributed 30% to the 2019 Gross Domestic Product (GDP) of the county.

LARGEST INDUSTRY CLUSTERS



ELECTRIC/
ELECTRONICS
MANUFACTURING



FOOD
MANUFACTURING



COAL/OIL/POWER



WOOD/PAPER



AGRICULTURE

MAJOR EMPLOYERS

			# OF EMP
Howard Industries	Ellisville, MS	Transformer/Transport/Ballast/PC Manufacturing	4,000
South Central Regional Medical Center	Laurel, MS	Healthcare	2,023
Jones County Schools	Jones County	Education	1,185
Sanderson Farms, Inc. (Headquarters)	Laurel, MS	Poultry Processing	1,100
Ellisville State School	Ellisville, MS	Healthcare	1,098



LAMAR COUNTY

MISSISSIPPI



61,223
POPULATION

1.6%

POPULATION ANNUAL AVERAGE
GROWTH RATE

WORKFORCE

30,658 LABOR FORCE PARTICIPATION
22,151 TOTAL EMPLOYED IN COUNTY
4.2% UNEMPLOYMENT RATE

AVERAGE
COMMUTE TIME
 **25.7**
MINUTES

AVERAGE WAGE
\$34,872

AVERAGE MANUFACTURING WAGE
\$43,127

COST OF LIVING INDEX

LAMAR COUNTY **90.5**
HATTIESBURG MSA **85.3**
MISSISSIPPI **83.7**
U.S. = 100



\$58,188
MEDIAN HOUSEHOLD INCOME



16.5%
POVERTY RATE

**RIGHT TO
WORK STATE**

2.8%

private union membership in county

\$1.9 BILLION

GROSS DOMESTIC PRODUCT

The largest contributing sector, Real Estate and Rental Leasing, contributed 19% to the 2019 Gross Domestic Product (GDP) of the county.

LARGEST INDUSTRY CLUSTERS



RETAIL



WOOD/PAPER



CONSUMER
SERVICES



COAL/OIL/POWER



HEALTH

MAJOR EMPLOYERS

OF EMPLOYEES

Lamar County School System	Purvis, MS	Primary and Secondary Education	1,500
Wesley Health System	Hattiesburg, MS	Nursing and Residential Care	925
Walmart	Hattiesburg, MS	Department Stores	500
County of Lamar	Purvis, MS	Executive and Legislature	300
United States Air Force	Hattiesburg, MS	National Security and International Affairs	254



LAWRENCE COUNTY

MISSISSIPPI



12,630
POPULATION

7.0%

UNEMPLOYMENT
RATE | SEASONALLY
ADJUSTED

WORKFORCE

5,176 LABOR FORCE PARTICIPATION
285 TOTAL BUSINESSES
4,015 TOTAL EMPLOYED IN COUNTY

AVERAGE
COMMUTE TIME



35.7
MINUTES

AVERAGE WAGE

\$41,522

AVERAGE MANUFACTURING WAGE

\$74,258

COST OF LIVING INDEX

LAWRENCE COUNTY **80.2**
MISSISSIPPI **83.7**
U.S. = 100



\$42,290

MEDIAN HOUSEHOLD INCOME



19.4%

POVERTY RATE

**RIGHT TO
WORK STATE**

4.5%

private union membership

\$281 MILLION

GROSS DOMESTIC PRODUCT

The largest contributing sector, Manufacturing, contributed 43.4% to the 2019 Gross Domestic Product (GDP) of the county.

LARGEST INDUSTRY CLUSTERS



WOOD/PAPER



AGRICULTURE



MACHINERY
MANUFACTURING



COAL/OIL/POWER



PUBLIC
ADMINISTRATION

MAJOR EMPLOYERS

OF EMPLOYEES

Georgia Pacific LLC	Monticello, MS	Paper Product Manufacturing	500
Lawrence County School District	Monticello, MS	Primary and Secondary Education	298
Atlas-Ssi, Inc.	Monticello, MS	Machinery Wholesale	150
Hood Industries, Inc.	Silver Creek, MS	Wood Product Manufacturing	109
Lawrence County Hospital	Monticello, MS	Hospital	88



LEFLORE COUNTY

MISSISSIPPI



29,804
POPULATION

9.2%

UNEMPLOYMENT
RATE | SEASONALLY
ADJUSTED

WORKFORCE

10,343 LABOR FORCE PARTICIPATION
1,031 TOTAL BUSINESSES
15,005 TOTAL EMPLOYED IN COUNTY

AVERAGE
COMMUTE TIME



15.1

MINUTES

AVERAGE WAGE

\$36,183

AVERAGE MANUFACTURING WAGE

\$28,894

COST OF LIVING INDEX

LEFLORE COUNTY **74.8**
MISSISSIPPI **83.7**
U.S. = 100



\$26,052

MEDIAN HOUSEHOLD INCOME



39.2%

POVERTY RATE

RIGHT TO
WORK STATE

4.1%

private union membership in county

\$1.3 BILLION

GROSS DOMESTIC PRODUCT

The largest contributing sector, Healthcare and Social Assistance, contributed 15.7% to the 2019 Gross Domestic Product (GDP) of the county.

LARGEST INDUSTRY CLUSTERS



FOOD
MANUFACTURING



AGRICULTURE



WOOD/PAPER



MACHINERY
MANUFACTURING



ELECTRIC/
ELECTRONICS
MANUFACTURING

MAJOR EMPLOYERS

OF EMPLOYEES

Greenwood Leflore Consolidated School District	Greenwood, MS	Primary and Secondary Education	990
Greenwood Leflore Hospital	Greenwood, MS	Hospitals	900
Viking Range, LLC	Greenwood, MS	Household Equipment Manufacturer	675
Mississippi Valley State	Itta Bena, MS	Colleges and Universities	583
Milwaukee Tool	Greenwood, MS	Power tool manufacturing	450



LINCOLN COUNTY

MISSISSIPPI



34,432
POPULATION

5.5%

UNEMPLOYMENT RATE | SEASONALLY ADJUSTED

WORKFORCE

13,875 LABOR FORCE PARTICIPATION
1,104 TOTAL BUSINESSES
13,765 TOTAL EMPLOYED IN COUNTY

AVERAGE
COMMUTE TIME



29.0
MINUTES

AVERAGE WAGE

\$37,706

AVERAGE MANUFACTURING WAGE

\$45,963

COST OF LIVING INDEX

LINCOLN COUNTY | **81.6**
MISSISSIPPI | **83.7**
U.S. = 100



\$40,355

MEDIAN HOUSEHOLD INCOME



22.0%

POVERTY RATE

**RIGHT TO
WORK STATE**

4.2%

private union membership in county

\$1.2 BILLION

GROSS DOMESTIC PRODUCT

The largest contributing sector, Manufacturing, contributed 15.9% to the 2019 Gross Domestic Product (GDP) of the county.

LARGEST INDUSTRY CLUSTERS



WOOD/PAPER



AUTO/
AUTO RELATED



FREIGHT
TRANSPORTATION



RETAIL



CHEMICAL

MAJOR EMPLOYERS

OF EMPLOYEES

Walmart Distribution Center	Brookhaven, MS	Consumer Goods Distribution	1000
McLane Southern, Inc.	Brookhaven, MS	Grocery Wholesale	521
King's Daughters Medical Center	Brookhaven, MS	Hospitals	490
Brookhaven School District	Brookhaven, MS	Primary and Secondary Education	430
Aptiv Services Us, LLC	Brookhaven, MS	Motor Vehicle Parts Manufacturing	425



MARION COUNTY

MISSISSIPPI



25,202
POPULATION

6.0%

UNEMPLOYMENT
RATE | SEASONALLY
ADJUSTED

WORKFORCE

9,450 LABOR FORCE PARTICIPATION
785 TOTAL BUSINESSES
8,125 TOTAL EMPLOYED IN COUNTY

AVERAGE
COMMUTE TIME



34.0
MINUTES

AVERAGE WAGE

\$37,491

AVERAGE MANUFACTURING WAGE

\$56,686

COST OF LIVING INDEX

MARION COUNTY **79.1**
MISSISSIPPI **83.7**
U.S. = 100



\$31,446

MEDIAN HOUSEHOLD INCOME



28.9%

POVERTY RATE

**RIGHT TO
WORK STATE**

4.0%

private union membership in county

\$748 MILLION

GROSS DOMESTIC PRODUCT

The largest contributing sector, Manufacturing, contributed 12.7% to the 2019 Gross Domestic Product (GDP) of the county.

LARGEST INDUSTRY CLUSTERS



TEXTILE/
LEATHER



WOOD/PAPER



UTILITIES



COAL/OIL/POWER



CONSTRUCTION

MAJOR EMPLOYERS

OF EMPLOYEES

T.K. Stanley, Inc.	Columbia, MS	Oil and gas wells	700
Walmart Inc.	Columbia, MS	Department Stores	413
Marion County School District	Columbia, MS	Public elementary and secondary schools	365
Deepwell Energy Services, LLC	Columbia, MS	Support Activities for Mining	313
T.L. Wallace Construction, Inc.	Columbia, MS	Civil Engineering	298



MONTGOMERY COUNTY

MISSISSIPPI



10,198
POPULATION

6.4%

UNEMPLOYMENT RATE | SEASONALLY ADJUSTED

WORKFORCE

4,331 LABOR FORCE PARTICIPATION
290 TOTAL BUSINESSES
2,606 TOTAL EMPLOYED IN COUNTY

AVERAGE
COMMUTE TIME



30.0
MINUTES

AVERAGE WAGE

\$30,806

AVERAGE MANUFACTURING WAGE

\$32,632

COST OF LIVING INDEX

MONTGOMERY COUNTY | **74.8**
MISSISSIPPI | **83.7**
U.S. = 100



\$33,667

MEDIAN HOUSEHOLD INCOME



27.3%

POVERTY RATE

**RIGHT TO
WORK STATE**

3.1%

private union membership in county

\$162 MILLION

GROSS DOMESTIC PRODUCT

The largest contributing sector, Health Care and Social Assistance, contributed 19.7% to the 2019 Gross Domestic Product (GDP) of the county.

LARGEST INDUSTRY CLUSTERS



WOOD/PAPER



AGRICULTURE



METAL & PRODUCTS
MANUFACTURING



PUBLIC
ADMINISTRATION



FREIGHT
TRANSPORTATION

MAJOR EMPLOYERS

OF EMPLOYEES

Winona-Montgomery Consolidated School District	Winona, MS	Primary and Secondary Education	200
Screw Conveyor Corporation	Winona, MS	Machinery and Equipment Manufacturing	120
Supervalu Inc.	Winona, MS	Grocery Stores	113
North Central Planning & Development	Winona, MS	City Planning	80
City of Winona	Winona, MS	Executive and Legislature	69



NEWTON COUNTY

MISSISSIPPI



21,524
POPULATION

5.3%

UNEMPLOYMENT RATE | SEASONALLY ADJUSTED

WORKFORCE

8,862 LABOR FORCE PARTICIPATION
527 TOTAL BUSINESSES
5,819 TOTAL EMPLOYED IN COUNTY

AVERAGE
COMMUTE TIME



27.1

MINUTES

AVERAGE WAGE

\$35,137

AVERAGE MANUFACTURING WAGE

\$50,712

COST OF LIVING INDEX

NEWTON COUNTY | **78.8**
MISSISSIPPI | **83.7**
U.S. = 100



\$33,831

MEDIAN HOUSEHOLD INCOME



26.1%

POVERTY RATE

**RIGHT TO
WORK STATE**

4.2%

private union membership in county

\$452 MILLION

GROSS DOMESTIC PRODUCT

The largest contributing sector, Manufacturing, contributed 20.4% to the 2019 Gross Domestic Product (GDP) of the county.

LARGEST INDUSTRY CLUSTERS



WOOD/PAPER



AGRICULTURE



METAL &
PRODUCTS
MANUFACTURING



CONSTRUCTION



EDUCATION

MAJOR EMPLOYERS

OF EMPLOYEES

Mississippi Department of Transportation	Newton, MS	Civil Engineering	500
Peavey Electronics Corporation	Decatur, MS	Semiconductor and Other Electronic Component Mfg	373
Laird Hospital, Inc.	Union, MS	Hospitals	368
Esco Group LLC	Newton, MS	Machinery and Equipment Mfg	250
Newton Municipal School District	Newton, MS	Primary and Secondary Education	230



PEARL RIVER COUNTY

MISSISSIPPI



55,149
POPULATION

6.2%

UNEMPLOYMENT
RATE | SEASONALLY
ADJUSTED

WORKFORCE

23,587 LABOR FORCE PARTICIPATION
1,368 TOTAL BUSINESSES
11,865 TOTAL EMPLOYED IN COUNTY

AVERAGE
COMMUTE TIME



34.8

MINUTES

AVERAGE WAGE

\$33,627

AVERAGE MANUFACTURING WAGE

\$51,157

COST OF LIVING INDEX

PEARL RIVER COUNTY | **85.1**
MISSISSIPPI | **83.7**
U.S. = 100



\$45,820

MEDIAN HOUSEHOLD INCOME



16.1%

POVERTY RATE

**RIGHT TO
WORK STATE**

2.8%

private union membership in county

\$958 MILLION

GROSS DOMESTIC PRODUCT

The largest contributing sector, Health Care and Social Assistance, contributed 15.9% to the 2019 Gross Domestic Product (GDP) of the county.

LARGEST INDUSTRY CLUSTERS



AGRICULTURE



CHEMICAL



COAL/OIL/POWER



UTILITIES



FREIGHT
TRANSPORTATION

MAJOR EMPLOYERS

OF EMPLOYEES

Picayune School District	Picayune, MS	Primary and Secondary Education	604
Pearl River County School District	Carriere, MS	Primary and Secondary Education	425
Pearl River Community College	Poplarville, MS	Community college	350
County of Pearl River	Poplarville, MS	Executive and Legislature	344
Poplarville School District	Poplarville, MS	Primary and Secondary Education	328



PERRY COUNTY

MISSISSIPPI



12,028
POPULATION

6.4%

UNEMPLOYMENT
RATE | SEASONALLY
ADJUSTED

WORKFORCE

4,928 LABOR FORCE PARTICIPATION
244 TOTAL BUSINESSES
2,032 TOTAL EMPLOYED IN COUNTY

AVERAGE
COMMUTE TIME



32.3
MINUTES

AVERAGE WAGE

\$39,535

AVERAGE MANUFACTURING WAGE

\$70,052

COST OF LIVING INDEX

PERRY COUNTY **79.2**
HATTIESBURG MSA **85.3**
MISSISSIPPI **83.7**
U.S. = 100



\$39,007

MEDIAN HOUSEHOLD INCOME



18.7%

POVERTY RATE

**RIGHT TO
WORK STATE**

4.8%

private union membership in county

\$251 MILLION

GROSS DOMESTIC PRODUCT

The largest contributing sector, Manufacturing, contributed 49.1% to the 2019 Gross Domestic Product (GDP) of the county.

LARGEST INDUSTRY CLUSTERS



WOOD/PAPER



AGRICULTURE



PUBLIC
ADMINISTRATION



FREIGHT
TRANSPORTATION



UTILITIES

MAJOR EMPLOYERS

OF EMPLOYEES

Richton School District	Richton, MS	Public elementary and secondary schools	620
Perry County School District	New Augusta, MS	Public elementary and secondary schools	411
Leaf River Cellulose, LLC	New Augusta, MS	Diaper, pulp paper	300
Hood Industries	Beaumont, MS	Wood Product Manufacturing	245
Perry County	New Augusta, MS	County Government	164



PIKE COUNTY

MISSISSIPPI



39,737
POPULATION

7.9%

UNEMPLOYMENT
RATE | SEASONALLY
ADJUSTED

WORKFORCE

15,033 LABOR FORCE PARTICIPATION
1,430 TOTAL BUSINESSES
18,470 TOTAL EMPLOYED IN COUNTY

AVERAGE
COMMUTE TIME



24.3
MINUTES

AVERAGE WAGE

\$34,068

AVERAGE MANUFACTURING WAGE

\$35,351

COST OF LIVING INDEX

PIKE COUNTY | **80.7**
MISSISSIPPI | **83.7**
U.S. = 100



\$30,910

MEDIAN HOUSEHOLD INCOME



33.8%

POVERTY RATE

RIGHT TO
WORK STATE

3.9%

private union membership in county

\$1.3 BILLION

GROSS DOMESTIC PRODUCT

The largest contributing sector, Manufacturing, contributed 17.3% to the 2019 Gross Domestic Product (GDP) of the county.

LARGEST INDUSTRY CLUSTERS



FOOD
MANUFACTURING



WOOD/PAPER



AGRICULTURE



METAL &
PRODUCT
MANUFACTURING



CHEMICAL

MAJOR EMPLOYERS

OF EMPLOYEES

Sanderson Farms	Magnolia, MS	Poultry processing and production	2,000
Southwest MS Regional Medical Center	McComb, MS	Hospital and healthcare services	1,100
Walmart	McComb, MS	Department Stores	500
McComb School District	McComb, MS	Primary and Secondary Education	450
North Pike School District	Summit, MS	Primary and Secondary Education	316



QUITMAN COUNTY

MISSISSIPPI



7,372
POPULATION

9.6%

UNEMPLOYMENT RATE | SEASONALLY ADJUSTED

WORKFORCE

3,074

LABOR FORCE PARTICIPATION

177

TOTAL BUSINESSES

1,289

TOTAL EMPLOYED IN COUNTY

AVERAGE
COMMUTE TIME



27.4
MINUTES

AVERAGE WAGE

\$33,930

AVERAGE MANUFACTURING WAGE

\$50,282

COST OF LIVING INDEX

QUITMAN COUNTY
MISSISSIPPI
U.S. = 100



71.6
83.7



\$25,510

MEDIAN HOUSEHOLD INCOME



35.5%

POVERTY RATE

**RIGHT TO
WORK STATE**

2.4%

private union membership in county

\$96.5 MILLION

GROSS DOMESTIC PRODUCT

The largest contributing sector, Agriculture, Forestry, Fishing, and Hunting, contributed 28.3% to the 2019 Gross Domestic Product (GDP) of the county.

LARGEST INDUSTRY CLUSTERS



AGRICULTURE



COAL/OIL/POWER



UTILITIES



PUBLIC
ADMINISTRATION



EDUCATION

MAJOR EMPLOYERS

OF EMPLOYEES

Mississippi State University	Marks, MS	Colleges and Universities	500
Quitman County School District	Marks, MS	Primary and Secondary Education	223
Quitman County Hospital	Marks, MS	Hospital	100
County of Quitman	Marks, MS	County Government	75
Citizens Bank & Trust Company of Marks	Marks, MS	Banking	65



RANKIN COUNTY

MISSISSIPPI



151,240
POPULATION

1.0%

POPULATION ANNUAL AVERAGE
GROWTH RATE



WORKFORCE

76,671 LABOR FORCE PARTICIPATION
62,896 EMPLOYED IN COUNTY
3.7% UNEMPLOYMENT RATE
(Seasonally Adjusted)

AVERAGE
COMMUTE TIME
 **25.3**
MINUTES

AVERAGE WAGE
\$42,404

AVERAGE MANUFACTURING WAGE
\$54,797

COST OF LIVING INDEX

RANKIN COUNTY **89.5**
JACKSON MSA **87.2**
MISSISSIPPI **83.7**
U.S. = 100



\$64,557
MEDIAN HOUSEHOLD INCOME



8.2%
POVERTY RATE

**RIGHT TO
WORK STATE**

3.9%
private union membership in county

\$6.8 BILLION

GROSS DOMESTIC PRODUCT

The largest contributing sector, Real Estate and Rental Leasing, contributed 13.8% to the 2019 Gross Domestic Product (GDP) of the county.

LARGEST INDUSTRY CLUSTERS



FREIGHT
TRANSPORTATION



RETAIL



FOOD
MANUFACTURING



METAL &
PRODUCTS
MANUFACTURING



CONSTRUCTION

MAJOR EMPLOYERS

OF EMPLOYEES

Siemens Energy, Inc.	Richland, MS	Machinery and Equipment Manufacturing	3,000
Denmiss, L.L.C.	Brandon, MS	Securities	2,800
Ergon	Flowood, MS	Petroleum Product Manufacturing	2,300
Rankin County School District	Brandon, MS	Primary and Secondary Education	2,200
Travelers Companies Foundation	Flowood, MS	Insurance Agents	2,000



SCOTT COUNTY

MISSISSIPPI



28,415
POPULATION

4.7%

UNEMPLOYMENT RATE | SEASONALLY ADJUSTED

WORKFORCE

12,338 LABOR FORCE PARTICIPATION
764 TOTAL BUSINESSES
10,419 TOTAL EMPLOYED IN COUNTY

AVERAGE
COMMUTE TIME
 **25.2**
MINUTES

AVERAGE WAGE
\$37,703

AVERAGE MANUFACTURING WAGE
\$40,630

COST OF LIVING INDEX

SCOTT COUNTY | **76.8**
MISSISSIPPI | **83.7**
U.S. = 100



\$33,735
MEDIAN HOUSEHOLD INCOME



29.0%
POVERTY RATE

**RIGHT TO
WORK STATE**
5.9%

private union membership in county

\$1.1 BILLION

GROSS DOMESTIC PRODUCT

The largest contributing sector, Manufacturing, contributed 49.7% to the 2019 Gross Domestic Product (GDP) of the county.

LARGEST INDUSTRY CLUSTERS



FOOD
MANUFACTURING



AGRICULTURE



ELECTRIC/
ELECTRONICS
MANUFACTURING



WOOD/PAPER



FREIGHT
TRANSPORTATION

MAJOR EMPLOYERS

OF EMPLOYEES

Koch Foods	Forest, MS	Poultry processing	1,400
Hudspeth Regional Center	Morton, MS	Nursing and Residential Care	870
Bimbo Bakeries USA, Inc	Forest, MS	Food Manufacturing	500
PECO Foods Inc.	Sebastopol, MS	Food Manufacturing	500
Raytheon Company	Forest, MS	Electromedical and Control Instruments Mfg	400



SHARKEY COUNTY

MISSISSIPPI

 **4,511**
POPULATION

8.8% **UNEMPLOYMENT RATE** SEASONALLY ADJUSTED

WORKFORCE

1,784 LABOR FORCE PARTICIPATION
169 TOTAL BUSINESSES
1,251 TOTAL EMPLOYED IN COUNTY

AVERAGE
COMMUTE TIME
 **23.2**
MINUTES

AVERAGE WAGE
\$33,563

AVERAGE AGRICULTURE WAGE
\$56,876

COST OF LIVING INDEX

SHARKEY COUNTY  **80.1**
MISSISSIPPI **83.7**
U.S. = 100



\$28,799
MEDIAN HOUSEHOLD INCOME



25.9%
POVERTY RATE

**RIGHT TO
WORK STATE**
2.3%

private union membership in county

\$124 MILLION

GROSS DOMESTIC PRODUCT

The largest contributing sector, Agriculture, Forestry, Fishing, and Hunting, contributed 24.1% to the 2019 Gross Domestic Product (GDP) of the county.

LARGEST INDUSTRY CLUSTERS



AGRICULTURE



COAL/OIL/POWER



PUBLIC
ADMINISTRATION



HEALTH



EDUCATION

MAJOR EMPLOYERS

			# OF EMP
South Delta School District	Rolling Fork, MS	Public elementary and secondary schools	189
Sharkey County	Rolling Fork, MS	County supervisors' and executives' office	75
Sharkey-Issaquena Community Hospital	Rolling Fork, MS	Hospital	65
Ewing Farms	Anguilla, MS	Crop and Animal Production	50
Military Department, MS	Rolling Fork, MS	National Security and International Affairs	38



SIMPSON COUNTY

MISSISSIPPI



27,073
POPULATION

5.4%

UNEMPLOYMENT RATE | SEASONALLY ADJUSTED

WORKFORCE

11,597 LABOR FORCE PARTICIPATION
688 TOTAL BUSINESSES
8,898 TOTAL EMPLOYED IN COUNTY

AVERAGE
COMMUTE TIME



34.2
MINUTES

AVERAGE WAGE

\$32,199

AVERAGE MANUFACTURING WAGE

\$28,525

COST OF LIVING INDEX

SIMPSON COUNTY | **79.0**
JACKSON MSA | **87.2**
MISSISSIPPI | **83.7**
U.S. = 100



\$37,946

MEDIAN HOUSEHOLD INCOME



24.9%

POVERTY RATE

**RIGHT TO
WORK STATE**

3.4%

private union membership in county

\$514 MILLION

GROSS DOMESTIC PRODUCT

The largest contributing sector, Health Care and Social Assistance, contributed 20.5% to the 2019 Gross Domestic Product (GDP) of the county.

LARGEST INDUSTRY CLUSTERS



AGRICULTURE



HEALTH



FOOD
MANUFACTURING



EDUCATION



PUBLIC
ADMINISTRATION

MAJOR EMPLOYERS

OF EMPLOYEES

Rehabilitation Centers, LLC	Magee, MS	Outpatient Care	610
Simpson County School District	Mendenhall, MS	Primary and Secondary Education	500
Walmart Inc.	Magee, MS	Department Stores	330
Magee Benevolent Association Inc	Magee, MS	Hospitals	230
Pioneer Health Services, Inc.	Magee, MS	Hospitals	229



SMITH COUNTY

MISSISSIPPI



16,063
POPULATION

4.6%

UNEMPLOYMENT RATE | SEASONALLY ADJUSTED

WORKFORCE

6,795 LABOR FORCE PARTICIPATION
286 TOTAL BUSINESSES
3,369 TOTAL EMPLOYED IN COUNTY

AVERAGE
COMMUTE TIME



35.8
MINUTES

AVERAGE WAGE

\$42,989

AVERAGE MANUFACTURING WAGE

\$55,150

COST OF LIVING INDEX

SMITH COUNTY | **80.5**
MISSISSIPPI | **83.7**
U.S. = 100



\$41,657

MEDIAN HOUSEHOLD INCOME



16.9%

POVERTY RATE

**RIGHT TO
WORK STATE**

5.5%

private union membership in county

\$361 MILLION

GROSS DOMESTIC PRODUCT

The largest contributing sector, Manufacturing, contributed 38.4% to the 2019 Gross Domestic Product (GDP) of the county.

LARGEST INDUSTRY CLUSTERS



WOOD/PAPER



AGRICULTURE



TEXTILE/LEATHER



COAL/OIL/POWER



METAL & PRODUCTS
MANUFACTURING

MAJOR EMPLOYERS

OF EMPLOYEES

Solar Group, Inc.	Taylorsville, MS	Metal Products Manufacturing	510
Forest Roseburg Products Co	Taylorsville, MS	Construction and Hardware Materials Wholesale	450
Jasper West Consolidated Schools	Bay Springs, MS	Primary and Secondary Education	419
Nexteer Automotive Corporation	Morton, MS	Motor Vehicle Parts Manufacturing	409
Smith County School District	Raleigh, MS	Primary and Secondary Education	400



STONE COUNTY

MISSISSIPPI



18,375
POPULATION

0.5%

POPULATION ANNUAL AVERAGE
GROWTH RATE



WORKFORCE

8,275

LABOR FORCE PARTICIPATION

4,779

TOTAL EMPLOYED IN COUNTY

6.0%

UNEMPLOYMENT RATE

(Seasonally Adjusted)

AVERAGE
COMMUTE TIME



32.0
MINUTES

AVERAGE WAGE

\$34,119

AVERAGE MANUFACTURING WAGE

\$52,491

COST OF LIVING INDEX

STONE COUNTY

MISSISSIPPI

U.S. = 100



83.6

83.7



\$44,883

MEDIAN HOUSEHOLD INCOME



17.1%

POVERTY RATE

**RIGHT TO
WORK STATE**

3.3%

private union membership in county

\$403 MILLION

GROSS DOMESTIC PRODUCT

The largest contributing sector, Manufacturing, contributed 20% to the 2019 Gross Domestic Product (GDP) of the county.

LARGEST INDUSTRY CLUSTERS



WOOD/PAPER



PUBLIC
ADMINISTRATION



FREIGHT
TRANSPORTATION



COIL/OIL/POWER



AGRICULTURAL

MAJOR EMPLOYERS

OF EMPLOYEES

Mississippi Gulf Coast Community College	Perkinston, MS	Community college	980
Stone County School District	Wiggins, MS	Primary and Secondary Education	500
Hood Industries, Inc.	Wiggins, MS	Wood Product Manufacturing	380
Walmart, Inc.	Wiggins, MS	Department Stores	300
Madison Services, Inc.	Wiggins, MS	Industrial Machinery Repair and Maintenance	107



SUNFLOWER COUNTY

MISSISSIPPI



26,532
POPULATION

9.6%

UNEMPLOYMENT RATE | SEASONALLY ADJUSTED

WORKFORCE

9,735 LABOR FORCE PARTICIPATION
729 TOTAL BUSINESSES
12,361 TOTAL EMPLOYED IN COUNTY

AVERAGE
COMMUTE TIME
 **18.9**
MINUTES

AVERAGE WAGE
\$35,507

AVERAGE MANUFACTURING WAGE
\$39,215

COST OF LIVING INDEX

SUNFLOWER COUNTY | **74.1**
MISSISSIPPI | **83.7**
U.S. = 100



\$30,029
MEDIAN HOUSEHOLD INCOME



31.5%
POVERTY RATE

**RIGHT TO
WORK STATE**

3.6%

private union membership in county

\$655 MILLION

GROSS DOMESTIC PRODUCT

The largest contributing sector, Health Care and Social Assistance, contributed 14.4% to the 2019 Gross Domestic Product (GDP) of the county.

LARGEST INDUSTRY CLUSTERS



AGRICULTURE



PUBLIC
ADMINISTRATION



EDUCATION



FREIGHT
TRANSPORTATION



HEALTH

MAJOR EMPLOYERS

OF EMPLOYEES

Department of Corrections	Drew, MS	Courts, Justice and Public Safety	1,200
Double Quick, Inc.	Indianola, MS	Grocery Stores	650
Dolgencorp, LLC	Indianola, MS	Department Stores	500
Indianola School District	Indianola, MS	Public elementary and secondary schools	400
Mississippi Delta Community College	Moorhead, MS	Colleges and Universities	325



TALLAHATCHIE COUNTY

MISSISSIPPI



14,361
POPULATION

6.9%

UNEMPLOYMENT RATE | SEASONALLY ADJUSTED

WORKFORCE

4,467 LABOR FORCE PARTICIPATION
277 TOTAL BUSINESSES
2,587 TOTAL EMPLOYED IN COUNTY

AVERAGE
COMMUTE TIME



25.6
MINUTES

AVERAGE WAGE

\$36,554

AVERAGE MANUFACTURING WAGE

\$28,291

COST OF LIVING INDEX

TALLAHATCHIE COUNTY | **72.9**
MISSISSIPPI | **83.7**
U.S. = 100



\$30,028

MEDIAN HOUSEHOLD INCOME



30.6%

POVERTY RATE

**RIGHT TO
WORK STATE**

2.4%

private union membership in county

\$242 MILLION

GROSS DOMESTIC PRODUCT

The largest contributing sector, Agriculture, Forestry, Fishing, and Hunting, contributed 17.9% to the 2019 Gross Domestic Product (GDP) of the county.

LARGEST INDUSTRY CLUSTERS



AGRICULTURE



PUBLIC
ADMINISTRATION



AUTO/
AUTO RELATED



PROFESSIONAL
SERVICES



FREIGHT
TRANSPORTATION

MAJOR EMPLOYERS

OF EMPLOYEES

Tallahatchie General Hospital	Charleston, MS	General medical and surgical hospitals	315
Sayle Oil Company, Inc.	Charleston, MS	Filling stations, gasoline	300
East Tallahatchie School District	Sumner, MS	Public elementary and secondary schools	256
West Tallahatchie School District	Sumner, MS	Public elementary and secondary schools	225
Corecivic, Inc.	Tutwiler, MS	Facilities Management	200



TUNICA COUNTY

MISSISSIPPI



10,170
POPULATION

10.3%

UNEMPLOYMENT RATE | SEASONALLY ADJUSTED

WORKFORCE

4,645 LABOR FORCE PARTICIPATION
390 TOTAL BUSINESSES
16,628 TOTAL EMPLOYED IN COUNTY

AVERAGE
COMMUTE TIME



22.4
MINUTES

AVERAGE WAGE

\$35,096

AVERAGE MANUFACTURING WAGE

\$40,812

COST OF LIVING INDEX

TUNICA COUNTY | **77.4**
MEMPHIS MSA | **82.2**
MISSISSIPPI | **83.7**
U.S. = 100



\$37,822

MEDIAN HOUSEHOLD INCOME



21.9%

POVERTY RATE

**RIGHT TO
WORK STATE**

4.1%

private union membership in county

\$626 MILLION

GROSS DOMESTIC PRODUCT

The largest contributing sector, Accommodations and Food Services, contributed 50.2% to the 2019 Gross Domestic Product (GDP) of the county.

LARGEST INDUSTRY CLUSTERS



CONSUMER
SERVICES



AGRICULTURE



METAL &
PRODUCT
MANUFACTURING



FOOD
MANUFACTURING



AUTO/
AUTO RELATED

MAJOR EMPLOYERS

			# OF EMP
Horseshoe Casino	Tunica, MS	Gambling establishment and accommodations	2,000
Gold Strike Casino	Tunica, MS	Gambling establishment and accommodations	1,500
Sam's Town Casino	Tunica, MS	Gambling establishment and accommodations	546
The Fitz Casino	Tunica, MS	Gambling establishment and accommodations	552
Road House Casino	Tunica, MS	Gambling establishment and accommodations	492

Over 5% of employment in Tunica County is within the manufacturing sector.



WALTHALL COUNTY

MISSISSIPPI



14,601
POPULATION

7.3%

UNEMPLOYMENT RATE | SEASONALLY ADJUSTED

WORKFORCE

5,820

LABOR FORCE PARTICIPATION

300

TOTAL BUSINESSES

3,184

TOTAL EMPLOYED IN COUNTY

AVERAGE
COMMUTE TIME



37.2
MINUTES

AVERAGE WAGE

\$29,767

AVERAGE MANUFACTURING WAGE

\$45,703

COST OF LIVING INDEX

WALTHALL COUNTY
MISSISSIPPI
U.S. = 100



80.6
83.7



\$29,804

MEDIAN HOUSEHOLD INCOME



27.7%

POVERTY RATE

**RIGHT TO
WORK STATE**
4.0%

private union membership in county

\$207 MILLION

GROSS DOMESTIC PRODUCT

The largest contributing sector, Manufacturing, contributed 15.1% to the 2019 Gross Domestic Product (GDP) of the county.

LARGEST INDUSTRY CLUSTERS



APPAREL/CUT
AND SEW
MANUFACTURING



WOOD/PAPER



AGRICULTURE



ELECTRIC/
ELECTRONICS
MANUFACTURING



FREIGHT
TRANSPORTATION

MAJOR EMPLOYERS

			# OF EMP
Walthall County School District	Tylertown, MS	Primary and Secondary Education	400
Walthall County General Hospital	Tylertown, MS	Hospitals	168
County of Walthall	Tylertown, MS	County Government	100
Pearl River Valley Opportunity, Inc.	Tylertown, MS	Child Day Care Services	100
Builders Mart, Inc.	Tylertown, MS	Home and Garden Retail	88



WARREN COUNTY

MISSISSIPPI



47,075
POPULATION

6.5%

UNEMPLOYMENT
RATE | SEASONALLY
ADJUSTED

WORKFORCE

20,877 LABOR FORCE PARTICIPATION
1,653 TOTAL BUSINESSES
22,515 TOTAL EMPLOYED IN COUNTY

AVERAGE
COMMUTE TIME



19.0

MINUTES

AVERAGE WAGE

\$45,200

AVERAGE MANUFACTURING WAGE

\$59,271

COST OF LIVING INDEX

WARREN COUNTY | **87.3**
MISSISSIPPI | **83.7**
U.S. = 100



\$43,039

MEDIAN HOUSEHOLD INCOME



20.6%

POVERTY RATE

**RIGHT TO
WORK STATE**

3.7%

private union membership in county

\$2.4 BILLION

GROSS DOMESTIC PRODUCT

The largest contributing sector, Manufacturing, contributed 25.3% to the 2019 Gross Domestic Product (GDP) of the county.

LARGEST INDUSTRY CLUSTERS



WOOD/PAPER



FOOD
MANUFACTURING



COAL/OIL/POWER



FREIGHT
TRANSPORTATION



ELECTRIC/
ELECTRONICS
MANUFACTURING

MAJOR EMPLOYERS

			# OF EMP
US Army Corps of Engineers	Vicksburg, MS	National Security and International Affairs	3,000
River Region Behavioral Health	Vicksburg, MS	Hospitals	1,800
Vicksburg Healthcare LLC	Vicksburg, MS	Hospitals	1,500
Warren Vicksburg School District	Vicksburg, MS	Elementary and secondary schools	965
Tyson Foods, Inc.	Vicksburg, MS	Food Manufacturing	750



WASHINGTON COUNTY

MISSISSIPPI



47,086
POPULATION

9.1%

UNEMPLOYMENT RATE | SEASONALLY ADJUSTED

WORKFORCE

20,174 LABOR FORCE PARTICIPATION
1,750 TOTAL BUSINESSES
18,593 TOTAL EMPLOYEES IN COUNTY

AVERAGE
COMMUTE TIME



16.7
MINUTES

AVERAGE WAGE

\$36,847

AVERAGE MANUFACTURING WAGE

\$51,601

COST OF LIVING INDEX

WASHINGTON COUNTY | **81.7**
MISSISSIPPI | **83.7**
U.S. = 100



\$30,834

MEDIAN HOUSEHOLD INCOME



33.3%

POVERTY RATE

**RIGHT TO
WORK STATE**

3.2%

private union membership in county

\$1.5 BILLION

GROSS DOMESTIC PRODUCT

The largest contributing sector, Real Estate and Rental and Leasing, contributed 14.2% to the 2019 Gross Domestic Product (GDP) of the county.

LARGEST INDUSTRY CLUSTERS



AGRIBUSINESS



CHEMICAL



AUTO/
AUTO-RELATED



PUBLIC
ADMINISTRATION



HEALTH

MAJOR EMPLOYERS

			# OF EMP
Greenville Public Schools, Inc.	Greenville, MS	Primary and Secondary Education	1,400
Agriculture Reserach Service	Stoneville, MS	Administration of Public Programs	1,000
Great Dane LLC	Greenville, MS	Motor Vehicle Parts Manufacturing	900
Delta Health Center	Greenville, MS	General medical and surgical hospitals	800
Harlow's Casino	Greenville, MS	Casinos	480



WAYNE COUNTY

MISSISSIPPI



20,422
POPULATION

7.2%

UNEMPLOYMENT RATE | SEASONALLY ADJUSTED

WORKFORCE

9,017 LABOR FORCE PARTICIPATION
583 TOTAL BUSINESSES
5,524 TOTAL EMPLOYED IN COUNTY

AVERAGE
COMMUTE TIME



35.3
MINUTES

AVERAGE WAGE

\$36,737

AVERAGE MANUFACTURING WAGE

\$46,461

COST OF LIVING INDEX

WAYNE COUNTY | **78.9**
MISSISSIPPI | **83.7**
U.S. = 100



\$37,970

MEDIAN HOUSEHOLD INCOME



22.0%

POVERTY RATE

**RIGHT TO
WORK STATE**

3.7%

private union membership in county

\$510 MILLION

GROSS DOMESTIC PRODUCT

The largest contributing sector, Manufacturing, contributed 17.3% to the 2019 Gross Domestic Product (GDP) of the county.

LARGEST INDUSTRY CLUSTERS



WOOD/PAPER



AGRICULTURE



ELECTRIC/
ELECTRONICS
MANUFACTURING



COAL/OIL/POWER



FREIGHT
TRANSPORTATION

MAJOR EMPLOYERS

			# OF EMP
Mar-Jac Poultry MS, LLC	Waynesboro, MS	Prepared feeds	1,000
Wayne County School District	Waynesboro, MS	Public elementary and secondary schools	570
Scotch Plywood Company, Inc.	Waynesboro, MS	Construction and Hardware Materials Wholesale	320
Wayne General Hospital, Inc.	Waynesboro, MS	General medical and surgical hospitals	320
Clark Oil Company, Inc. (Headquarters)	Waynesboro, MS	Filling stations, gasoline	260



WEBSTER COUNTY

MISSISSIPPI



9,828
POPULATION

5.4%

UNEMPLOYMENT RATE | SEASONALLY ADJUSTED

WORKFORCE

3,940 LABOR FORCE PARTICIPATION
288 TOTAL BUSINESSES
2,377 TOTAL EMPLOYED IN COUNTY

AVERAGE
COMMUTE TIME



28.1
MINUTES

AVERAGE WAGE

\$33,650

AVERAGE MANUFACTURING WAGE

\$47,670

COST OF LIVING INDEX

WEBSTER COUNTY | **75.2**
MISSISSIPPI | **83.7**
U.S. = 100



\$40,683

MEDIAN HOUSEHOLD INCOME



25.5%

POVERTY RATE

**RIGHT TO
WORK STATE**

3.6%

private union membership in county

\$165.5 MILLION
GROSS DOMESTIC PRODUCT

The largest contributing sector, Manufacturing, contributed 16.1% to the 2019 Gross Domestic Product (GDP) of the county.

LARGEST INDUSTRY CLUSTERS



METAL & PRODUCT
MANUFACTURING



AGRICULTURE



WOOD/PAPER



FOOD
MANUFACTURING



AUTO/
AUTO-RELATED

MAJOR EMPLOYERS

			# OF EMP
Webster County School District	Eupora, MS	Public elementary and secondary schools	384
Webster Health Services, Inc.	Eupora, MS	General medical and surgical hospitals	209
County of Webster	Walthall, MS	County Governments	145
Able Home Health, Inc.	Eupora, MS	Home Health Care Services	108
Beaver Dam Health Care Center	Eupora, MS	Nursing and Residential Care	100



WILKINSON COUNTY

MISSISSIPPI



8,990
POPULATION

14.3%

UNEMPLOYMENT RATE | SEASONALLY ADJUSTED

WORKFORCE

2,771

LABOR FORCE PARTICIPATION

214

TOTAL BUSINESSES

1,770

TOTAL EMPLOYED IN COUNTY

AVERAGE
COMMUTE TIME



30.7
MINUTES

AVERAGE WAGE

\$29,956

AVERAGE MANUFACTURING WAGE

\$31,892

COST OF LIVING INDEX

WILKINSON COUNTY | **87.3**
MISSISSIPPI | **83.7**
U.S. = 100



\$26,599

MEDIAN HOUSEHOLD INCOME



32.8%

POVERTY RATE

**RIGHT TO
WORK STATE**

3.4%

private union membership in county

\$131 MILLION

GROSS DOMESTIC PRODUCT

The largest contributing sector, Health Care and Social Assistance, contributed 17.2% to the 2019 Gross Domestic Product (GDP) of the county.

LARGEST INDUSTRY CLUSTERS



WOOD/PAPER



AGRICULTURE



UTILITIES



PUBLIC
ADMINISTRATION



EDUCATION

MAJOR EMPLOYERS

			# OF EMP
Corecivic, Inc.	Woodville, MS	Facilities Management	243
Wilkinson County School District	Woodville, MS	Public elementary and secondary schools	225
Field Memorial Community Hospital	Centreville, MS	Hospital	152
Fred Netterville Lumber Company	Woodville, MS	Sawmills and planing mills	120
American Medical Response Ambulance Service, Inc.	Centreville, MS	Mass Transit and Ground Passenger Transportation	106



YAZOO COUNTY

MISSISSIPPI



27,974
POPULATION

7.6%

UNEMPLOYMENT RATE | SEASONALLY ADJUSTED

WORKFORCE

9,535

LABOR FORCE PARTICIPATION

580

TOTAL BUSINESSES IN COUNTY

5,315

TOTAL EMPLOYED IN COUNTY

AVERAGE
COMMUTE TIME



25.7

MINUTES

AVERAGE WAGE

\$41,206

AVERAGE MANUFACTURING WAGE

\$67,487

COST OF LIVING INDEX

YAZOO COUNTY
MISSISSIPPI
U.S. = 100



82.6

83.7



\$31,402

MEDIAN HOUSEHOLD INCOME



32.5%

POVERTY RATE

**RIGHT TO
WORK STATE**

3.4%

private union membership

\$706 MILLION

GROSS DOMESTIC PRODUCT

The largest contributing sector, Public Administration, contributed 18.8% to the 2019 Gross Domestic Product (GDP) of the county.

LARGEST INDUSTRY CLUSTERS



AGRICULTURE



COAL/OIL/POWER



PUBLIC
ADMINISTRATION



FOOD
MANUFACTURING



PHARMACEUTICAL

MAJOR EMPLOYERS

OF EMPLOYEES

CF Industries	Yazoo City, MS	Nitrogenous fertilizers	624
Yazoo City Municipal School District	Yazoo City, MS	Public elementary and secondary schools	400
Federal Bureau of Prisons	Yazoo City, MS	Prisons	300
MS Department of Transportation	Yazoo City, MS	Administration of Public Programs	300
Yazoo County School District	Yazoo City, MS	Public elementary and secondary schools	250